

The 104th Annual



Sew It, Grow It, Show It

*Peachland
Community Centre
4450 – 6th Street*

*September 9, 2023 1 p.m. – 5 p.m.
September 10, 2023 10 a.m. – 4 p.m.
Award Ceremony
September 10, 2023 4 p.m.*

*Admission
Adult \$3.00
Child \$0.50
(12 years and under)*

Peachland Fall Fair

Celebrating 104 Years

On behalf of the District of Peachland Council, I wish everyone a warm welcome to the annual Peachland Fall Fair.

I know we have all been looking forward to brighter days when we can enjoy the events that help make our community strong and vibrant, and I am pleased that we are, once again, able to join in the fun at the Fall Fair.

A visit to the Peachland Fall Fair is a guaranteed good time! Take in the excellent displays in the Community Centre. Don't forget to get your piece of delicious peach pie along with tea or coffee.

Thanks to the Fall Fair committee for your ongoing hard work and commitment to putting on a fantastic event. It's great to enjoy the events again this year as we celebrate and showcase our community's vast talents in various categories. The quality of the entries is always impressive, and the trip to the Fall Fair is a beautiful way to welcome the fall. Good luck to all the exhibitors; enjoy the fair.

In Service,
Patrick Van Minsel
Mayor District of Peachland

*Message from Peachland Mayor
Patrick Van Minsel*



Welcome to the 2023 Peachland Fall Fair. Our theme for this year is Sew It, Grow It, Show It. Last year's return to the Fair was absolutely beautiful! Our talented team of volunteers created beautiful new signs, an absolutely gorgeous float for the Canada Day Parade, and updated the booklet and binders. Lots of behind-the-scenes work!

This year we will be updating our website so that we can keep you posted on all things Peachland Fall Fair. We will be creating a newsletter you can sign up for - this way you will be updated and inspired on a regular basis.

We encourage all participants to get sewing and growing, taking photos, doing needlework, baking, preserving, creating handicrafts and more. Browse the categories to see where your talents lie - then get going and prepare your winning entry! Maybe you have been honing your talents or want to learn a new craft this year so you can enter the finished product into the Fair to secure your win!

If you have been looking for a volunteer opportunity that would suit you, please join us! We look forward to your ideas, modern and traditional, as we believe that we are stronger together. See you at the Fair!

Tami Theriault, President
info@peachlandfallfair.ca

Message from Tami Theriault



Peachland Fall Fair

Discover Our Story

Since 1919, the Fall Fair has been a proud part of the Peachland community. Join us as we look back at 100 years of key moments that have made the Fall Fair what it is today



After WWII, the Women's Institute continued as sponsors and local organizations took a more active role in the Fair. Trophies were donated and some of these trophies are still awarded today



The Peachland Fall Fair is going strong after 100 years, inspiring the next generation of Blue Ribbon winners

It's A New Beginning in 2022 with the Fall Fair back after a two-year absence. The fair is now 103 years strong!

1900



The First Peachland Fall Fair and Flower Show was held on October 9, 1919 at 'Orange Hall' on Second Street sponsored by the Peachland Women's Institute and the Farmer's Institute

1910

1920

Packed fruit became a popular item of competition. Local packing houses and individual farmers competed very vigorously against each other for the top spot

1930

1940

1950

1960



1970

1980

1990

Popularity of the event became such that the Women's Institute could no longer be solely responsible for the Fair, and thus, the Fall Fair Committee was formed

2000

2010

2020

2022



Board of Directors

President – Tami Theriault
Past President – Martha Jenkins
Vice President – Jenny Cooper
Treasurer – Linda Schneider
Secretary - Carmel Hoyer
Director – Patti Morley
Director – Sigrid Orford
Director – Leanne Buzza-Garcia

Section Members

Section A – Baking and Preserves

Patti Morley, Hilary Murphy

Section B – Flowers

Mila Nova, Barb Opinko

Section C – Needlework

Sigrid Orford, Linda Norden

Section D – Fruit and Nuts

Jenny Cooper, Lynne Zomers

Section E – Vegetables, Eggs and Honey

Evie Hoyer

Section F – Handicrafts

Erin Galley, Zofia Abrey

Section G – Flower Arranging

Patricia Guest

Section K / L – Photography / Junior Photography

Leanne Buzza-Garcia

Section M / N / P – Juniors

Maureen Carey-Barkley

Assisting in Other Areas

Trophy Master

Robert Fleming

Publications

Linda Schneider, Kristen Friesen

Decorations

Alison Rota

Website

Amberlee Ficociello

Set-up

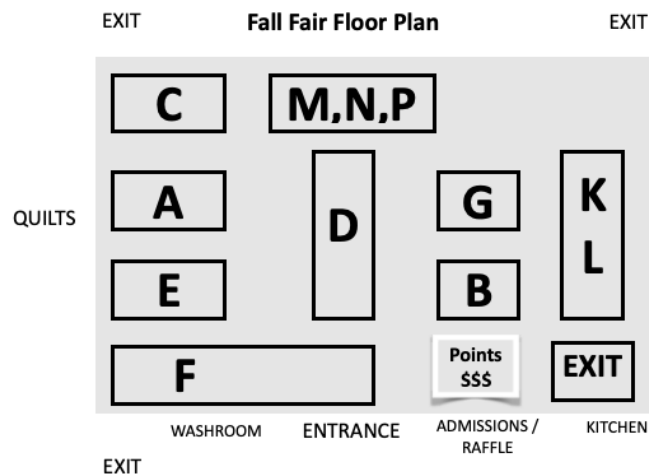
Vince Boyko

Welcome to the 104th Annual Peachland Fall Fair

The first Peachland Fall Fair was held in 1919 and, with thanks to the many dedicated community volunteers and sponsors, the event celebrated 100 years in 2019. This year, 2023, brings “Sew It, Grow It, Show It”. We encourage you to browse all the categories to get a better idea of the scope of the Annual Peachland Fall Fair.

With the atmosphere and content of an old-fashioned country fair, right in the heart of beautiful downtown Peachland, this is a September event not to be missed. Now is your opportunity to bake or preserve something, plant some seeds to nurture, crochet or knit something, quilt, carve or build, and take photographs. You might even win a prize!

Table of Contents	Schedule of Events
<p>General Rules and Regulations</p> <p>Categories</p> <ul style="list-style-type: none"> • Section A – Baking and Preserves • Section B – Flowers • Section C – Needlework • Section D – Fruit and Nuts • Section E – Vegetables, Eggs and Honey • Section F – Handicrafts • Section G – Flower Arranging • Section K – Photography • Section L – Junior: Photography • Section M – Junior: 8 years and under • Section N – Junior: 9 years to 11 years • Section P – Junior: 12 years to 17 years <p>Trophies and Awards</p> <p>Sponsors and Volunteers</p>	<p>Friday, September 8th (Exhibitors & Volunteers Only) 5:30 p.m. – 8:00 p.m. Entry submission</p> <p>Saturday, September 9th 7:30 a.m. – 8:30 a.m. Fresh Flower Submissions 1:00 p.m. Doors Open 1:30 p.m. Official Opening 2:00 p.m. Tea & Peach Pie <i>Catered by the 50+ Activity Centre</i> 5:00 p.m. Closing</p> <p>Sunday, September 10th 10:00 a.m. Doors Open 4:00 p.m. Awards Ceremony</p>



General Rules and Regulations

1. No article may be entered that has previously been exhibited at the Peachland Fall Fair.
2. All exhibits shall be made or grown by the exhibitor personally (unless otherwise specified).
3. One entry only per exhibitor in any category (except photography). Each entry will be judged in a single section/category only. **Note: Only one exhibitor's name per exhibitor tag.**
4. **Entry Fee: Adult Sections - \$0.50; Junior Sections - \$0.25.** Exhibitor Tags for the exhibits may be purchased in advance at the Peachland Community Centre on Tuesday, Sept 5th between 10am and 3:30; Friday, Sept 8th between 10am and 1pm and 5:30-8pm. In addition to these hours, exhibitor tags for **FLOWERS AND FRESH FLOWER ARRANGING ONLY** may be obtained on the Saturday of the Fall Fair (Sept 9th) between 7:30-8:30am. **Note: To qualify for judging, Exhibitor Tags must be labelled with the correct category and filled out completely.**
5. All exhibits must be brought to the Peachland Community Centre between 5:30pm and 8pm on Friday, Sept 8th. **FLOWERS AND FRESH FLOWER ARRANGING ONLY** may be entered on Saturday, Sept 9th between 7:30-8:30am. Please fill out your tags before arriving at the centre to present your entries. As the exhibits are an essential part of the Fall Fair, they may not be removed until after the close of the Awards Ceremony on Sunday, Sept 10th. **NO EXCEPTIONS!**
6. Exhibitors are responsible for filling out their own Exhibitor Tag and attaching it to their exhibit. Exhibits will be placed in the Main Hall by the Section Heads only. No admittance to the Main Hall by anyone other than the Fall Fair Committee Members. The general public is not allowed in the Main Hall during judging. Exhibitors must bring their items or convey them via a responsible representative and pick up their awards in a similar manner.
7. Exhibitors will provide their own containers, plates, vases, etc. although there will be a supply of paper or styrofoam plates available for fruits and vegetables.
8. The Fall Fair Committee will safeguard exhibits as much as possible but will not accept responsibility for any loss or damage.
9. Entries will be accepted only from residents of the Province of British Columbia.
10. Prizes will be awarded on the basis of merit and must meet Fair standards. The judge's decision will be final in all cases.
11. Cash Prizes (unless otherwise stated) are listed below and can be claimed during the Fair.
FIRST \$3 (5 points)
SECOND \$2 (3 points)
THIRD \$1 (1 point)
12. The Grand Aggregate Trophy is awarded to the individual who symbolizes a well-rounded, high achiever, having earned the highest total points with points in at least three sections.
13. Awards and trophies will be presented on Sunday Sept 10th at 4:00 pm
14. Winners will be required to sign a release form allowing the Peachland Fall Fair to use their names for media promotion of the Fair. Junior exhibitors require a parent or guardian to sign the release form.
15. We do not accept vendors at the Peachland Fair.
16. For Fall Fair theme-based entries we are encouraging exhibitors to showcase beautiful works of art that reflect "Sew It, Grow It, Show It". This could be a new variation of an old craft or recipe or could be a newly developed crafting method. Use your imagination and enter your "Sew It, Grow It, Show It" themed entry into our 104th annual Fair.



Section A Baking and Preserves

Section Members:

Patti Morley
250.767.3473
Hilary Murphy
604.725.4958

Baking

All baking entries must be submitted in NEW, CLEAR plastic bags. The plate should not exceed one inch (1") in diameter more than the entry displayed. Each category requires a separate entry. Each entry will be judged in one (1) category only. **NOTE: A separate exhibit is required for Baking and Preserves contests.**

- | | |
|--|---|
| 1. Biscuits – Baking Powder, (3) | 22. Pie – Lemon Meringue |
| 2. Bread – Brown | 23. Pie – Peach (Trophy awarded) |
| 3. Bread – Machine | 24. Pie - Pumpkin |
| 4. Bread – Multi-grain | 25. Square – Fancy, baked, 6 pieces |
| 5. Bread – White | 26. Square – Fancy, unbaked, 6 pieces |
| 6. Buns – Brown, Yeast, (3) | 27. Tarts – Butter, (3) |
| 7. Buns – Cinnamon, (3) | |
| 8. Buns – White, Yeast, (3) | Juniors (ages 11 years and under) |
| 9. Bread or Buns – Other, Sweet, Savoury, Artisan | 28. Cake or Cupcakes – Any number |
| 10. Cake - Carrot | (Themed Decoration, prize awarded) |
| 11. Cake – Single Layer, White (not iced) | 29. Cookies – (5) |
| 12. Cake -Single Layer, Chocolate (not iced) | 30. Muffins – (3) |
| 13. Cake or Cupcakes – Any number | 31. Squares – (3) |
| (Themed Decoration, prize awarded) | 32. Gingerbread Structure (can use a kit) |
| 14. Candy – Any variety, 5 pieces | |
| 15. Cookies – 3 varieties, 4 each | Juniors (ages 12 years to 17 years) |
| 16. Cookies – Peanut butter, (6) | 33. Cake or Cupcakes – Any number |
| 17. Heritage Baking – 6 pieces of family favourite | (Themed Decoration, prize awarded) |
| 18. Loaf – Any variety | 34. Cereal Snack – 6 pieces or a small bowl |
| 19. Muffins – Bran, (3) | 35. Cookies – (6) |
| 20. Muffins – Other, (4) | 36. Muffins – (3) |
| 21. Pie – Apple, 2 crust | 37. Squares – (3) |

Specialty Baking

- | | |
|--|---|
| 38. Gluten Free – Any bread, cake, muffin, or square | 39. Diabetic – Any bread, cake, muffin or square |
| <ul style="list-style-type: none"> • Can only use vegetable-based oils or shortening i.e.: Crisco, Sunflower; • No grain-based wheat flour; • Can use: rice flour, oat flour, tapioca flour, coconut flour, potato starch, amaranth, arrowroot flour, sorghum flour | <ul style="list-style-type: none"> • No white or brown sugars to be used or anything with added processed sugars; • Can use natural sugars: i.e.: dates, apples, honey, etc.; • Can use Xylitol, Stevia, Cane, Splenda |



Section A

Baking and Preserves

(continued)

Section Members:

Patti Morley
250.767.3473
Hilary Murphy
604.725.4958

Rogers Foods Ltd.

All baking entries must be submitted in NEW, CLEAR, plastic bags. All entries submitted must be made using the sponsor's product. All entries must show proof of purchase of Rogers Flour by receipt or label. Judging will be based upon appearance, taste, texture, and recipe creativity. Sponsor's website offers many helpful hints and plenty of recipe ideas that may assist new entrants in baking their prize-winning products. See www.rogersfoods.com.



40. **Best homemade cookies, squares or bars.**

Eligibility to enter the Rogers Foods Ltd. Best Homemade Baking, entrant must be a member of the Peachland Folk School of Arts

41. **Best Family Favourite Recipe**

Best homemade cake, muffin, or cake loaf, using Rogers Flour

Preserves

All jars will be opened and evaluated. Judging includes appearance, colour, texture, flavour, and bouquet. Entry tags must be attached to the bottom of the jars. All jars MUST BE SEALED using new lids; exception is Freezer Jam. No metal containers please.

- | | |
|--|---|
| 42. Antipasto | 53. Peaches – Canned |
| 43. Apricots – Canned | 54. Pears – Canned |
| 44. Cherries – Canned | 55. Pickles – Dill |
| 45. Chutney – Any variety | 56. Pickles – Sweet |
| 46. Fruit Juices – Any variety | 57. Pickles – Beet |
| 47. Jam – Berry (Strawberry, Raspberry, Blackberry, Blueberry, etc.) | 58. Pickles – Other |
| 48. Jam – Freezer - Any variety | 59. Relish – Cucumber |
| 49. Jam – Soft Fruit (Peach, Pear, Apricot, Plum, Nectarine, etc.) | 60. Relish – Other |
| 50. Jelly - Any variety | 61. Salsa |
| 51. Marmalade | 62. Tomatoes – Canned or sauce |
| 52. Mincemeat | 63. Herbed Oil or Herbed Vinegar |
| | 64. Gourmet Canning (preserves, jams, jellies or pickles, recipe attached; themed presentation) |

Reminder:

The Peachland Fall Fair cannot accept any entries requiring refrigeration or a heat source.

A separate exhibit is required for Baking and Preserves contest categories.

Each entry will be judged in one (1) category only.

Each category requires a separate entry.



Section B Flowers

Section Members:

Mila Nova
250.201.1039
Barb Opinko
250.767.9442

All entries must be submitted in a single vase or container. No potted flowers, unless specified. Flowers should be fresh and uniform. Try to use appropriate greenery where possible

- | | |
|--|--|
| 1. Asters, any type, 3 stems of flowers | 29. Rose, miniature, one stem with a minimum of 3 blooms |
| 2. Bouquet of a minimum of 5 heirloom flowers * (see description below) | 30. Rose, one perfect bud, any colour |
| 3. Calendula, any colour, 5 stems of flowers | 31. Snapdragons, 5 spikes |
| 4. Chrysanthemums, any small variety, 5 or more blooms | 32. Zinnias, over 3" diameter, 3 blooms |
| 5. Collection of annuals, 3 or more varieties | 33. Zinnias, under 3" diameter, 5 blooms |
| 6. Collection of perennials/biennials, 5 or more varieties (Trophy awarded) | 34. African violet, one potted plant in bloom |
| 7. Cosmos, 12 blooms | 35. Geraniums, potted, in bloom |
| 8. Dahlias, decorative, large, over 8", one bloom | 36. Collection of cacti or succulents, potted |
| 9. Dahlias, decorative, medium, 6" to 8", one bloom | 37. Cactus/Succulent, 1 potted plant, specify name |
| 10. Dahlias, decorative, small, 4" to 6", 5 blooms | 38. Collection of herbs in a vase or container |
| 11. Dahlias, pom-pom up to 2" diameter, 5 blooms | 39. Collection of ornamental grasses in a vase or container |
| 12. Dahlias, cactus type, large, over 8", one bloom | 40. Nasturtiums or Datura, potted |
| 13. Dahlias, cactus type, medium, 6" to 8", one bloom | 41. Floral hanging basket, potted, specify name |
| 14. Dahlias, cactus type, small, 4" to 6", five blooms | 42. Foliage only houseplant, potted, specify name |
| 15. Echinacea or Rudbeckia, any variety, any colour, 5 blooms | 43. Fuchsia, potted, in bloom |
| 16. Gladioli, large, over 4-1/2" diameter, 1 spike | 44. Potted houseplant, in bloom, specify name |
| 17. Gladioli, medium, 3-1/2" to 4-1/2" diameter, 1 spike | 45. Sunflowers, 3 blooms under 6" diameter |
| 18. Gladioli, small, 2-1/2" to 3-1/2" diameter, 1 spike | 46. Sunflowers, 3 blooms over 6" diameter |
| 19. Marigolds, over 3" diameter, 3 blooms | 47. Any other plants not listed, specify name |
| 20. Marigolds, 1-1/2" to 3" diameter, 3 blooms | 48. A Dish/Fairy Garden no larger than 12" wide, 6" deep, accessories allowed |
| 21. Marigolds, miniature, under 1-1/2" diameter, 3 blooms | |
| 22. Petunias, single with own foliage, minimum of 5 blooms | Juniors (ages 6 years to 11 years) |
| 23. Petunias, single with own foliage, minimum of 5 blooms | 49. Bouquet of a minimum of 5 heirloom flowers, grown by the Junior* (see description below) |
| 24. Rose, hybrid tea, one named stem, any colour | |
| 25. Rose, any type, one perfect unnamed stem, any color | Juniors (ages 12 years to 17 years) |
| 26. Rose, Floribunda, one spray, any colour | |
| 27. Bowl of roses, own foliage only, any variety | 50. Any potted plant, grown by the junior and showcased in an unusual container |
| 28. Roses, 3 different varieties, any color | |

*Heirloom Flowers can include poppies, roses, snapdragons foxgloves, cosmos, holly hocks, dahlias, lavender

Suggestion

Soak garden ground well the day before cutting. Cut flowers after sunset or before sunrise. Cut on a long angle with a razor blade or a very sharp knife. Submit entries in a single creative container, as required. Remove any ragged or bug-nibbled petals. Pay attention to the underside of flowers and foliage. De-bud, if only one blossom is the requirement for a category.



Section C Needlework

Section Members:

Sigrid Orford
250.767.1815
Linda Norden
250.767.6445

All entries must be **new, neat, and clean**. Entries will be judged on the basis of design, degree of difficulty, skill, neatness, and general appearance.

Quilting

1. Christmas themed work
2. Hand Quilted Wall Hanging
3. Hand Quilted Full-Size Quilt
4. Hand Quilted Article, Other
5. Machine Quilted Wall Hanging
6. Machine Quilted Full Size Quilt
7. Machine Quilted Article, Other
8. Machine Stitched Fibre Art Wall Hanging
9. Hand Stitched Fibre Art Wall Hanging

Knitting

10. Socks
11. Garment
12. Accessory
13. Other

Crochet

14. Accessory
15. Garment
16. Home Décor
17. Other

Embroidery

18. Cross Stitch
19. Needlepoint
20. Petit Point
21. Smocking
22. Other

Sewing

23. Garment
24. Accessory
25. Home Decor

Tatting / Lace Making

26. Border
27. Other

Felting

28. Animal
29. Other

Other

30. Heirloom Originals*
31. **Theme**-based Needlework "Sew It, Grow It, Show It"
32. Rug Hooking

*Heirloom Originals – this category is not judged but rather is an opportunity to showcase the beautiful old works that you treasure from Canada's past ... a quilt made by your aunt, a layette, your ancestor's christening gown. An entry tag is not required; however, please attach your name, phone number and a brief description of the provenance of the piece.

A Unique Leadership Opportunity Awaits You

Are you interested in sharing and expanding your knowledge, meeting new people, strengthening your leadership skills, and implementing new ideas within our community? If so, the Peachland Fall Fair has incredible volunteer opportunities for you! Volunteers are the backbone of our organization and without their support and dedication this annual event would not be possible. To learn more please contact:

info@peachlandfallfair.ca



Section D Fruit and Nuts

Section Members:

Jenny Cooper

705.728.1867

Lynne Zomers

250.864.0174

Name the variety of fruit or nuts on the tag. Fruit should show uniformity in colour and size. Be careful to keep the "bloom" on plums. No Polishing! Please note number required for a category. Display entries on a white paper or styrofoam plate. Note: Nuts must be from previous year's crop. Categories 30, 31, and 32 may be cracked by the Judges.

Apples – Five (5)

1. Delicious, Golden
2. Gala
3. McIntosh
4. Spartan
5. Any other named variety
6. Apples: New or experimental variety
7. Three or more varieties, on a plate and named (5)

Peaches – Five (5)

8. Any of the Haven varieties
9. Any other named variety
10. Nectarines (5)

Pears – Five (5)

11. Bartlett
12. D'Anjou
13. Flemish Beauty
14. Any other named variety
15. Three or more varieties, on a plate and named (5)

Other Fruit

16. Blackberries, no hull (20)
17. Cantaloupes (2)
18. Raspberries, no hull (20)
19. Other berries (20)
20. Grapes-table (edible), named variety, 2 bunches
21. Grapes-wine (fermentable), named variety, 2 bunches

22. Plums-prune, with stems, with bloom (12)
23. Plums-any other named variety (12)
24. Melons-any named variety, 1 large
25. Melons-any named variety, 3 small
26. Bowl of mixed Okanagan fruit– **Theme**-based; not over 12" width
27. Dried Fruit – assorted, named (min. 2 varieties)
28. Fruit Leather – assorted, named (min. 3 varieties)

Sunflowers

29. Sunflower Head – with seeds

Nuts

30. Filberts or Hazelnuts – in their shells (10)
31. Walnuts – in their shells (10)
32. Any other variety of nuts – in their shells (10)

Reminder: Nuts must be from previous year's crop; Categories 30, 31, and 32 may be cracked by the Judges

"In a good play every speech should be as fully flavored as a nut or apple."

~ John Millington Synge



Section E

Vegetable, Eggs and Honey

Section Members:

Evie Hoyer

403.370.4997

All vegetables must be grown by exhibitor with the exception of Comic figure. Name the variety of your vegetable on the entry tag. If your entry is unique or has an interesting aspect to it, tell us about it, and include it on the tag. Ensure that you exhibit the number specified. Specimens should be as uniform as possible in colour, maturity, shape and size. Tops should not exceed 1cm (1/2"). Root vegetables should be washed free of dirt, but **DO NOT** scrub or buff. Leaves/stalks should be clean, fresh and broad. Display on white paper or styrofoam plates.

Vegetables

- | | |
|--|---|
| 1. Beans – Scarlet runner (12) | 35. Pumpkins – (2) |
| 2. Beans – wax (12) | 36. Pumpkin or squash – heaviest, must show weight |
| 3. Beans – any other named variety (12) | 37. Rhubarb – 8" to 20" long, 2" leaf, 5 stalks |
| 4. Beets – long (3) | 38. Squash – acorn (2) |
| 5. Beets, round (3) | 39. Squash – Buttercup (2) |
| 6. Broccoli – 2 bunches | 40. Squash – Butternut (2) |
| 7. Cabbages – red (2) | 41. Squash – Hubbard (2) |
| 8. Cabbages – white (2) | 42. Squash – Spaghetti (2) |
| 9. Carrots – tops trimmed to 1/2" (6) | 43. Squash – Vegetable Marrow (2) |
| 10. Comic figure - made entirely with vegetables/herbs* prize awarded | 44. Squash – Zucchini, longest |
| 11. Corn – table, remove husks and shanks (3) | 45. Squash – Zucchini, under 8" (2) |
| 12. Cucumbers – English (2) | 46. Squash – any other named variety (2) |
| 13. Cucumbers – New Zealand Lemon (2) | 47. Swiss Chard – no roots, stalks up to 12", 5 leaves |
| 14. Cucumbers – any other variety (2) | 48. Tomatoes – cherry, stems removed (12) |
| 15. Eggplants – (2) | 49. Tomatoes – green, stems removed (6) |
| 16. Garlic – (4) | 50. Tomato – heaviest, any type, must show weight |
| 17. Garlic, braided | 51. Tomatoes – stems removed, any named variety (6) |
| 18. Gourds – display of ornamental varieties | 52. Turnips – (2) |
| 19. Gourmet vegetable – e.g., artichoke, ruby kale | 53. Vegetable collection – 6 varieties, 3 of each variety |
| 20. Herbs – named, 5 or more | 54. Vegetable oddity – natural, unusual |
| 21. Leeks – green trimmed to 6" (3) | |
| 22. Onions – heaviest, over 4", must show weight | Juniors (combination of (5) different vegetables) |
| 23. Onions – pickling (10) | 55. Ages 8 years and under |
| 24. Onions – Spanish (5) | 56. Ages 9 years to 11 years |
| 25. Onions – yellow (5) | 57. Ages 12 years to 17 years |
| 26. Onions – any other variety (5) | |
| 27. Parsnips – (3) | Eggs |
| 28. Peppers – green (3) | 58. Any natural colour – (6) |
| 29. Peppers – sweet, any colour (3) | 59. Bantam – (6) |
| 30. Peppers – hot, stems on (3) | 60. Brown – (6) |
| 31. Potatoes – red, named (5) | 61. White – (6) |
| 32. Potatoes – white, named (5) | |
| 33. Potatoes – heaviest, over 4", must show weight | Honey |
| 34. Potatoes – unusual variety, specify name (5) | 62. Honeycomb |
| | 63. Honey extracted – approximately a (1lb) jar |

Reminder * Comic figure made entirely out of vegetables and herbs can be from your own garden, your neighbor's garden or from your local farmers' garden, as long as the produce has been grown in our beautiful Okanagan.

On a separate piece of paper, please include a brief description of each entry including the number of hours spent creating it, what it is made of and how it was done. Neatness, quality and care in finishing is important, so cut threads, sand glue, trim seams, trim wires-no rough edges. For Juniors, please check Junior Sections, M, N and P.

- | | |
|--|---|
| 1. Eggery – beaded, decoupage, filigree, Pysanky, hinged, etc. | 23. Computer Art |
| 2. Animal – stuffed | 24. Penmanship/Calligraphy - limit 10 lines |
| 3. Bead work – purse, t-shirt, etc | 25. Pottery – hand built, pinch, coil, slab, wheel, etc |
| 4. Boxes – handmade by exhibitor | 26. Quilling |
| 5. Ceramics – stained, glazed, or painted | 27. Scrapbook |
| 6. Card – handmade | 28. Stained glass |
| 7. Christmas decoration | 29. Wind chimes |
| 8. Doll – made by exhibitor | 30. Garden ornament – any medium |
| 9. Macrame | 31. Tole Painting – free hand or stencil |
| 10. Fibre Arts-wall hanging | 32. Weaving – off loom |
| 11. Flower Pressing | 33. Whimsy/Novelty – fun project |
| 12. Jewellery | 34. Woodwork – functional item |
| 13. Leather work | 35. Woodwork – birdhouse |
| 14. Metal work | 36. Woodwork – carving |
| 15. Miniature – 24" x 36" maximum | 37. Woodwork – native |
| 16. New craft to you – first or second project | 38. Theme-based Handicraft |
| 17. Collage | 39. Adult Coloring |
| 18. Painting – acrylic, up to 18" x 24 | 40. Multimedia – up to 24"x30" |
| 19. Painting – oils, up to 18" x 24" | 41. Environmental Art – up to 36" |
| 20. Painting – pastels, up to 18" x 24" | 42. Journaling |
| 21. Painting – pen/pencils, up to 18" x 24" | 43. Paverpol |
| 22. Painting – watercolour, up to 18" x 24" | 44. Heirloom Handicrafts |
| | 45. Plastic or Model Kit |

Prize awarded for most unique entry in Section

Do you create a handicraft not listed?

Whether you sew it, grow it, bake it or make it, we want to celebrate it!

Suggestions for new categories in all sections are welcome for the 2024 Fall Fair.



Section G Flower Arranging

Section Members:
Patricia Guest
250.862.0697

Floral arrangement should consist of fresh cut plant material in an appropriate container with a base, if necessary. Unless otherwise specified, FRESH materials must be used. Use appropriate greenery where possible. Dried refers to natural materials. NOTE: attend to the category details closely.

- | | |
|--|--|
| 1. A Tudor Touch – nosegay or posy of herbs and scented flowers with foliage | 15. Fall Favourites – an arrangement of fresh flowers and herbs, with greenery |
| 2. Our Heritage – an arrangement representing any nation with flag, fresh flowers and greenery | 16. Tiny Delight – an arrangement of fresh flowers not more than 3" x 3" x 3" (7.5 cm x 7.5 cm) |
| 3. Tea Time – an arrangement in a tea cup and saucer | 17. Colour Expression – a monochromatic arrangement of fresh flowers in shades and tints of all one colour with greenery |
| 4. Lasting Friends – an arrangement using only dried flowers | 18. Naturalistic – an arrangement using flowers and plant material found in the Okanagan |
| 5. Double Double – two identical miniature arrangements, each one no more than 3" x 3" x 3" (7.5 cm x 7.5 cm) | 19. Little Gems – a round arrangement using fresh miniature roses and greenery |
| 6. Autumn Bounty – a basket with fresh flowers, fruits and vegetables | 20. Shades of Green – an arrangement of foliage in shades of green |
| 7. Celebration – an arrangement of fresh flowers depicting a holiday theme, festivity or celebration | 21. Simplicity – any three fresh flowers arranged with greenery |
| 8. Dining in Style – an arrangement of fresh flowers and greenery suitable as a centrepiece not more than 10" (25 cm) high | 22. Desert Influence – five or more succulents in an appropriate container |
| 9. Name That Song – an arrangement representing a song title, accessories may be used, and the song must be named | 23. Serenity – an exhibit in an oriental style featuring water |
| 10. Reach for the Sky – a tall vertical arrangement of fresh flowers and greenery | 24. Wreath, Topiary or a Bonsai – using an Okanagan theme featuring materials of your choice in an appropriate container |
| 11. Decorated Hat – using dried plant material, seeds, grasses or flowers, etc., accessories may be used | |
| 12. Burst of Sunshine – an arrangement of sunflowers with greenery, accessories may be used | |
| 13. Smell the Roses – an arrangement of roses with greenery | |
| 14. In the Kitchen – an arrangement in an everyday kitchen container (not a vase) | |
| | Juniors (ages 12 years and under) |
| | 25. Toy Box – an arrangement in a toy |
| | 26. The Joy of Disney – an arrangement featuring a Disney character, accessories may be used |
| | 27. Frisbee Mud Garden – decorated with materials from nature such as flowers, seeds, leaves, twigs or stones |

Don't let the tall weeds cast a shadow on the beautiful flowers in your garden.

~ Steve Maraboli



Section K Photography

Section Members:
Leanne Buzza-Garcia
250.300.7656

Guidelines for Prints, Mounting, and Entry Tags

Each print is to be unframed and mounted on 11" x 14" mat. An undersized mat is not acceptable. Display with single mat only in black or white; no coloured mats. Bristol board cut into 4 (four) squares or heavy construction paper works well. Recommended print size is 8" x 10", 8 ½" x 11", or 8" x 12". The minimum size is 5" x 7". Exceptions only in category #7, 8, 10 and 12 where print sizes may be modified to accommodate before and after prints, and/or where smaller photos are allowed and mounted on a single mat. All Photo entries can be either colour or black and white.

There is an entry limit of 4 entries per category to a maximum of 14 entries per exhibitor. Entry tags must show CATEGORIES ONLY on the outside. Titles and location of shots or special effects used may be written on the INSIDE of the entry tags. Please clearly print the category on the OUTSIDE of the entry tag and attach the entry tag to the bottom right-hand corner of the mat.

Be sure to code your entry tag accurately. **C = Cell Phone; D = Digital Camera; S = Standard Film.** Examples on entry tags, C5 = Pictorial by a Cell phone; D6 = Sports by a Digital Camera; S1 = Portrait by Standard Film.

Descriptions for Clarity

Portrait: One or more persons not necessarily in a studio setting. The subject should be posed and waiting for the photograph to be taken.

Photojournalism: Three to six (3-6) photos that tell a story. The story should have a beginning, middle and end. All photos are to be mounted on a single 11" x 14" mat.

Experimental / Enhanced / Special Effects: Two (2) photos mounted on a single mat. (1) mount the "original natural" shot and (2) mount the "enhanced/special effect" shot. The original may be modified by shooting in an unusual way or by computer manipulations to get the enhanced shot.

K Photography (ages 18 and over)

- | | |
|--|---|
| 1. Portrait or People – 1 or more persons | 8. Photojournalism – open category, 3-6 photos |
| 2. Animal or Insect | 9. Amusing Subject Matter |
| 3. Botanical, Flowers, Plants | 10. Family – 1-6 photos |
| 4. Experimental, Enhanced, Special Effects | 11. Panorama – 4" x 10" or 4" x 12" |
| 5. Pictorial Scene | 12. Theme "Sew It, Grow It, Show It", 1-6 photos |
| 6. Sports or Action photos | 13. Architecture |
| 7. Okanagan Agriculture – 1-4 photos | 14. Babies |



Section L Junior Photography

Section Members:
Leanne Buzza-Garcia
250.300.7656

In addition to following the previous page guidelines, junior entries are to specify AGE classification:

Jr. 1 = Ages 8 years and under; Jr. 2 = Ages 9 years to 11 years; Jr. 3 = Ages 12 years to 17 years.


L Junior Photography (ages 17 and under)

- | | |
|-------------------------------|---|
| 1. People | 7. Okanagan Agriculture, 1-4 photos |
| 2. Animal or Insect | 8. Photojournalism – 3-6 photos |
| 3. Botanical, Flowers, Plants | 9. Amusing subject matter |
| 4. Funny Faces, 1-3 photos | 10. Family – 1-6 photo montage |
| 5. Pictorial | 11. Panorama – 4" x 10" or 4" x 12" |
| 6. Action shot | 12. Theme "Sew It, Grow It, Show It", 1-6 photos |

Prize awarded for First Place Overall & Best in Show to Adults and Juniors, provided by London Drugs


ACROSS

2. what's worth a thousand words
4. planting, growing, weeding and picking
9. a collection of things in a frame
10. what man lives on Drury Lane
11. Porky Pig's favourite flower
14. what's good from the oven and bad on the computer.
15. something that's put in a vase
16. one a day keeps the doctor away
17. the bees make it for you



DOWN

1. made in the summer to use in the winter
3. tying up in knots
5. the crows love to drop these on the road
6. using needles and wool
7. what you can do with flour, water and butter
8. can be cherry, roma, beefsteak or grape
11. process of draping prepared fabric over wire
12. butternut or hubbard
13. what happens to cucumber when you add vinegar



Section M / N / P Juniors

Section Members:
Maureen Carey-Barkley
250.215.0259

Parents should refrain from the natural urge to help prepare exhibits. The judge can always tell and will mark accordingly. Where the age is requested, please use a “sticky note” that can easily be removed after judging. Please only write the child’s first and last name on the entry tag. Parents and Guardians are reminded to check the exhibit to ensure all personal information is removed or is properly covered during judging and displaying.

Be sure to code your entry tag accurately. **M = Ages 8 years and under; N = Ages 9 years to 11 years; P = Ages 12 years to 17 years.** Examples on entry tags, M7 = Drawing (Coloured), Age 7; N30 = Model from scratch, Age 10; P38 = Quilting, Age 15

As the display space is limited, we request that exhibitors please keep all entries to a reasonable size. Maximum size for all exhibits is 45 cm x 45 cm (18” x 18”)

Entries from past years will NOT be allowed. All entries will be judged for creativity, originality, and skill regardless of the number of entries in each category. Age-appropriateness can be a significant factor in awarding of prizes!

Container Gardening (must be grown in container)

1. Any plant grown from seed (must be started this growing season and be at least 1 month old)
2. Any flower, (or collection of flowers in pot)
3. Any vegetable or collection of vegetables
4. Any herb or herb garden

Creative Writing

5. Penmanship – Print or write **Theme:** “Sew It, Grow It, Show It”

Art/Drawings

6. Drawing (Black and White)
7. Drawing (Coloured)
8. Painting (any medium)
9. Computer art (original)
10. **Theme-based art/drawings**

Creative Writing (hand-printed/written, must be original, may be illustrated with drawings)

11. Poem (up to 12 lines)
12. Short story - up to 1 page (about 100 words)
13. A real-life experience (something that happened to/or around you, place you visited) or my favourite (bear/pet/food/hobby, etc.)
14. A card (Mother’s Day, Valentine, Christmas, Easter, etc.).

Desktop Publishing (Computer-Aided)

15. Poem / saying / slogan – illustrated
16. Short story (original / fiction) - illustrated
17. Story (real-life - something that happened to/or around you – place you visited), my favourite (bear / pet / food / hobby, etc) – must be illustrated
18. A card (Mother’s Day, Valentine, Christmas, etc.)
19. **Theme-based desktop publishing** “Sew it, Grow it, Show it”

Handicrafts

20. Pressed flower arrangement
21. Handicraft (woodwork, pottery, soap carving, paper-mâché, etc.)
22. Jewellery
23. Recycled creations
24. Scrapbooking (1 page)
25. Hanging mobile
26. **Theme-based handicraft**

Hobbies

27. Collection: Stamps, post-cards, sport cards, etc.
28. Nature Collection: Leaves, shells, flowers, insects, etc
29. **Theme-based hobbies**

Reminder for all categories: Each entry must be distinctly different.



Section M / N / P

Juniors

(continued)

Section Members:
Maureen Carey-Barkley
250.215.0259

Models

- 30. Model from scratch (no kit/Lego)
- 31. Model from scratch (unconventional material, e.g. pasta, popsicle sticks, pipe cleaners, etc.)
- 32. Model from kit (no Lego)
- 33. Model from kit (under 6 years - Lego permitted) – M-only
- 34. Lego design, Original (over 6 years old)

Needle Crafts

- 35. Crocheting
- 36. Embroidery, Needlepoint, Plastic Canvas
- 37. Knitting (any kind, e.g., spool, on needles)
- 38. Quilting (Hand or Machine), Textile, Appliqué
- 39. Sewing (Hand or Machine)
- 40. **Theme**-based needle craft: "Sew It. Grow It, Show It"

Reminder

Check all other Sections for Junior Categories

Section A: Baking and Preserves

Section B: Flowers

Section E: Vegetables, Eggs and Honey

Section G: Flower Arranging

Section L: Junior Photography

Trophies and Awards for Juniors

In addition to prizes and awards for Juniors in other sections, Juniors are eligible to win the following awards:

Section M – Junior – Ages 8 Years & Under

Peachland Fire Department
Peachland Fire Department
Margaret McNeil Rosette

Highest Aggregate Points – Boys
Highest Aggregate Points – Girls
Best Handicraft

Section N – Junior – Ages 9 to 11 Years

Peachland Lions Club
Peachland Lions Club
Margaret McNeil Rosette

Highest Aggregate Points – Boys
Highest Aggregate Points – Girls
Best Handicraft

Section P – Junior – Ages 12 to 17 Years

Peachland Rotary Club
Margaret McNeil Rosette

Highest Aggregate Points – Boys and Girls
Best Handicraft



Trophies and Awards

Trophy Master:
Robert Fleming
604.725.4958

Section A – Baking and Preserves

Lillian Mae Gerrie Memorial Award
Georgie Boyle Memorial Trophy
Sybil Witt Memorial Trophy
Gorman Brothers Lumber
Lorraine MacTavish Award

Highest Aggregate Points
Most Points in Breadmaking
Highest Points in Preserves
Best Peach Pie
Highest Points in Baking

Section B – Flowers

Wayne Power Family Trophy
Buckerfields Trophy
Ruby Denis Oltmanns Award
Jenkins Family Trophy
Bertha Neil Memorial Cup

Highest Aggregate Points in Flowers
Most Points in Gladioli and Asters
Most Points in Roses
Most Points in Dahlias
Collection of Perennials or Biennials

Section C – Needlework

Todd Trophy
Mrs. W.D. Miller Memorial Bronze Cup

Highest Aggregate Points
Highest Aggregate Points in Hooked Rugs

Section D – Fruit and Nuts

Davies Bronze Cup
B.C.F.G.A. Trophy
Sutherland Trophy

Highest Aggregate Points in Apples
Highest Aggregate Points in Fruit
Highest Aggregate Points in Fruit – Peachland Resident

Section E – Vegetables, Eggs and Honey

Branch 69 Royal Canadian Legion
Peachland Pizza Trophy
Dogwood Nursery Award

Grand Aggregate Points
Highest Total Points – Peachland Resident
Junior Vegetable

Section F – Handicrafts

Westbank Home Hardware

Highest Aggregate Points

Section G – Flower Arranging

Dogwood Nursery

Highest Total Points



Trophies and Awards

Trophy Master:
Robert Fleming
604.725.4958

Section K – Photography

J.K. Schmidt Jewelers

Highest Aggregate Points

Section L – Junior Photography

Warren Trophy

Highest Aggregate Points

Section M – Junior – Ages 8 Years & Under

Peachland Fire Department
Peachland Fire Department
Margaret McNeil Rosette

Highest Aggregate Points – Boys
Highest Aggregate Points – Girls
Best Handicraft

Section N – Junior – Ages 9 to 11 Years

Peachland Lions Club
Peachland Lions Club
Margaret McNeil Rosette

Highest Aggregate Points – Boys
Highest Aggregate Points – Girls
Best Handicraft

Section P – Junior – Ages 12 to 17 Years

Peachland Rotary Club
Margaret McNeil Rosette

Highest Aggregate Points – Boys and Girls
Best Handicraft

Overall Awards

Peachland Ace Hardware

Highest Total Points in Flowers & Vegetables –
Peachland Resident

TNI The Network Inc. - Peachland Challenge Cup
Peachland Business Association Trophy
New Monaco Grand Aggregate Trophy
Okanagan Cup by The Greenery

Highest Aggregate Points – Peachland Resident
Highest Total Points – Ages 17 and under
Highest Total Points in Fair
Best Okanagan Themed Entry


Special Thanks

On behalf of the Peachland Fall Fair, and the Peachland community at large, we would like to extend a warm thank you to the judges! Our Fair could not have happened without their expertise and generosity. A community like Peachland works best when its members take an active role in activities. Thank you for coming forward and donating your time to judge all the entries in the 2023 Peachland Fall Fair.



Sponsors and Volunteers

Sponsors



Support the Fall Fair

Now in existence for 104 years, the Peachland Fall Fair continues to strive to expand its annual event in the community. It is our mission to encourage an awareness of agriculture by holding an annual agriculture fair. In order to meet our mission and provide services in our community, we rely on the generosity of individuals and businesses for support. Without the assistance of community-minded individuals and businesses, we wouldn't be able to serve those in our community each year. We acknowledge the financial support of the Province of British Columbia.

To learn how you can support our event please contact info@peachlandfallfair.ca

Volunteers

The Peachland Fall Fair is always a big event that takes a lot of organizing and without the help of dedicated volunteers this event would not be possible. Thank you to all the volunteers for donating countless hours to ensure the success of the annual Peachland Fall Fair.

Those who can, do. Those who can do more, volunteer.

~Author Unknown

Exhibitors Page

Section	Category	Description	Points	Prize

Answers to Crossword Puzzle:

(1) preserves, (2) picture, (3) macrame, (4) gardening, (5) walnuts, (6) knitting, (7) baking, (8) tomatoes, (9) collage, (10) muffin, (11d) paverpol, (11a) petunias, (12) squash, (13) pickles, (14) cookies, (15) greenery, (16) apples, (17) honey

www.peachlandfallfair.ca

