

The 105th Annual



Roots & Shoots

**Peachland
Community Centre**
4450 – 6th Street

September 7, 2024 1 pm – 5 pm
September 8, 2024 10 am – 4 pm
Award Ceremony
September 8, 2024 4 pm

Admission
Adult \$3.00
Child \$0.50
(12 years and under)

Peachland Fall Fair

Celebrating 105 Years

Message from Mayor



On behalf of the District of Peachland Council, I wish everyone a warm welcome to the annual Peachland Fall Fair.

A visit to the Peachland Fall Fair is a guaranteed good time! Take in the excellent displays in the Peachland Community Centre for all tastes. You'll see flowers, baking and preserves, photography, handicrafts and the best produce our community has to offer. Don't forget to get your piece of delicious peach pie along with tea or coffee.

Thanks to the Fall Fair Committee for your dedication and hard work to putting on a fantastic event year after year. It is a phenomenal showcase of our community's vast talents in various categories.

The quality of the entries is worth seeing for yourself and the trip to the Fall Fair is a beautiful way to welcome Autumn. Good luck to all the exhibitors; see you at the Fair.

In Service,
Patrick Van Minsel
Mayor, District of Peachland



Message from President



I was honoured to be asked to head up the Fall Fair Committee this year and knowing I have huge shoes to fill, I will do the best that I can. There is a lot of work involved in pulling off a successful event of such a large magnitude and the commitment and love of the Fall Fair is evident in the group of volunteers that I have had the pleasure of meeting and getting to know.

If you have been looking for a volunteer opportunity that would suit you, please join us! This is a wonderful opportunity to get involved in an organization that is celebrating 105 years! Not only will you have the satisfaction of contributing to what has been a huge part of Peachland's history, but you will make new friends as well.

We are excited with our theme this year - "Roots & Shoots". This theme conveys a sense of growth, renewal, and sustainability. It also captures the essence of the fair perfectly and represents every section, from flower and veggie's roots, new garden shoots to Peachland's historical roots and photography.

Take a moment to browse the catalogue and encourage neighbours, friends, and family to participate. What a terrific way to make some memories. Hope to see you at the Fair!

Janet Hornseth,
President, Peachland Fall Fair Committee

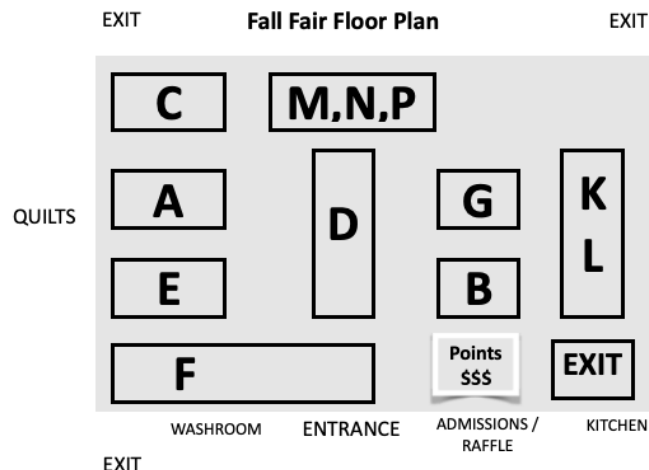


Welcome to the 105th Annual Peachland Fall Fair

The first Peachland Fall Fair was held in 1919 and, with thanks to the many dedicated community volunteers and sponsors, the event celebrated 100 years in 2019. For 2024, our theme is “Roots & Shoots”. We encourage you to browse all the categories to get a better idea of the scope of the Annual Peachland Fall Fair.

With the atmosphere and content of an old-fashioned country fair, right in the heart of beautiful downtown Peachland, this is a September event not to be missed. Now is your opportunity to bake or preserve something, plant some seeds to nurture, crochet or knit something, quilt, carve or build, and take photographs. You might even win a prize!

Table of Contents	Schedule of Events
Volunteers and Donors Categories Section A Baking and Preserves Section B Flowers Section C Needlework Section D Fruit and Nuts Section E Vegetables, Eggs and Honey Section F Handicrafts Section G Flower Arranging Section K Photography Section L Junior: Photography Section M Junior: 8 years and under Section N Junior: 9 years to 11 years Section P Junior: 12 years to 17 years General Rules and Regulations Trophies and Awards Sponsors	Friday, September 6th (Exhibitors & Volunteers Only) 5:30 pm – 8:00 pm Entry submission Saturday, September 7th 7:30 am – 8:30 am Fresh Flower Submissions 1:00 pm Doors Open 1:30 pm Official Opening 2:00 pm Tea & Peach Pie <i>Catered by the 50+ Activity Centre</i> 5:00 pm Closing Sunday, September 8^h 10:00 am Doors Open 2:00 pm Tea & Peach Pie <i>Catered by the 50+ Activity Centre</i> 4:00 pm Awards Ceremony



Peachland Fall Fair

Discover Our Story

Since 1919, the Fall Fair has been a proud part of the Peachland community. Join us as we look back at 100 years of key moments that have made the Fall Fair what it is today.



After WWII, the Women's Institute continued as sponsors and local organizations took a more active role in the Fair. Trophies were donated and some of these trophies are still awarded today.



The Peachland Fall Fair is going strong after 100 years, inspiring the next generation of Blue Ribbon winners.

It's A New Beginning in 2022 with the Fall Fair back after a two-year absence.

The Fair is now 104 years strong!



1900

The First Peachland Fall Fair and Flower Show was held on October 9, 1919 at 'Orange Hall' on Second Street sponsored by the Peachland Women's Institute and the Farmer's Institute.

1910

1920

Packed fruit became a popular item of competition. Local packing houses and individual farmers competed very vigorously against each other for the top spot

1930

1940



1950

1960

1970

Popularity of the event became such that the Women's Institute could no longer be solely responsible for the Fair, and thus, the Fall Fair Committee was formed.

1980

1990

2000

2010

2020

2022

2023



Volunteers and Donors

The Peachland Fall Fair is always a big event that relies on the help of dedicated volunteers. A special thanks to all the volunteers for donating countless hours to ensure the success of the annual Peachland Fall Fair. Thank you to our generous individual donors for their contributions that help make this event possible.

Board of Directors

President – Janet Hornseth
Past President – Tami Theriault
Vice President – Jenny Cooper
Treasurer – Linda Schneider
Secretary - Daniela Evans
Director – Patti Morley
Director – Sigrid Orford
Director – Leanne Buzza-Garcia

Support Team

Trophy Master
Eldon Kerbes
Publications
Linda Schneider, Daniela Evans
Marketing
Gayle Mitchell, Evie Hoyer
Decorations
Alison Rota
Website
Amberlee Ficociello
Set-up
Vince Boyko

Section Heads

Section A – Baking and Preserves
Patti Morley
Section B – Flowers
Mila Nova
Section C – Needlework
Sigrid Orford
Section D – Fruit and Nuts
Jenny Cooper
Section E – Vegetables, Eggs and Honey
Evie Hoyer
Section F – Handicrafts
Erin Galley
Section G – Flower Arranging
Arlene Simpson
Section K/L – Photography/Junior Photography
Leanne Buzza-Garcia
Section M / N / P – Juniors
Maureen Carey-Barkley

A Unique Leadership Opportunity Awaits You

Are you interested in sharing and expanding your knowledge, meeting new people, strengthening your leadership skills, and implementing new ideas within our community?

If so, the Peachland Fall Fair has incredible volunteer opportunities for you! Volunteers are the backbone of our organization and without their support and dedication this annual event would not be possible.

To learn more please contact: info@peachlandfallfair.ca



Section A Baking and Preserves

Section Head:
Patti Morley
250.767.3473

Baking

All baking entries must be submitted in NEW, CLEAR plastic bags. The plate should not exceed one inch (1") in diameter more than the entry displayed. Each category requires a separate entry. Each entry will be judged in one (1) category only. **NOTE: A separate exhibit is required for Baking and Preserves contests.**

1. Biscuits – Baking Powder, (3)
2. Bread Brown
3. Bread – Machine
4. Bread – Multi-grain
5. Bread – White
6. Buns – Brown, Yeast, (3)
7. Buns – Cinnamon, (3)
8. Buns – White, Yeast, (3)
9. Bread or Buns – Other, Sweet, Savoury, Artisan
10. Cake – Carrot
11. Cake – Single Layer, White (not iced)
12. Cake – Single Layer, Chocolate (not iced)
13. Cake or Cupcakes – Any number
14. Candy – Any variety, 5 pieces
15. Cookies – 3 varieties, 4 each
16. Cookies – Peanut butter, (6)
17. Heritage Baking – 6 pieces of family favourite
18. Loaf – Any variety
19. Muffins – Bran, (3)
20. Muffins – Other, (4)

21. Pie – Apple, 2 crust
22. Pie – Lemon Meringue
23. Pie – Peach (Trophy awarded)
24. Pie – Pumpkin
25. Square – Fancy, baked, 6 pieces
26. Square – Fancy, unbaked, 6 pieces
27. Tarts – Butter, (3)

Juniors (ages 11 years and under)

28. Cake or Cupcakes – Any number
29. Cookies – (5)
30. Muffins – (3)
31. Squares – (3)
32. Gingerbread Structure (can use a kit)

Juniors (ages 12 years to 17 years)

33. Cake or Cupcakes – Any number
34. Cereal Snack – 6 pieces or a small bowl
35. Cookies – (6)
36. Muffins – (3)
37. Squares – (3)

Specialty Baking

38. Gluten Free – Any bread, cake, muffin, or square
Can only use vegetable-based oils or shortening
i.e.: Crisco, Sunflower;
No grain-based wheat flour;
Can use: rice flour, oat flour, tapioca flour, coconut
flour, potato starch, amaranth, arrowroot flour,
sorghum flour

39. Diabetic – Any bread, cake, muffin or square
No white or brown sugars to be used or
anything with added processed sugars;
Can use natural sugars: i.e.: dates, apples
honey, etc.;
Can use Xylitol, Stevia, Cane, Splenda



Section A

Baking and Preserves

(continued)

Section Head:
Patti Morley
250.767.3473

Rogers Foods Ltd.

All baking entries must be submitted in NEW, CLEAR, plastic bags. All entries submitted must be made using the sponsor's product. All entries must show proof of purchase of Rogers Flour by receipt or label. Judging will be based upon appearance, taste, texture, and recipe creativity. Sponsor's website offers many helpful hints and plenty of recipe ideas that may assist new entrants in baking their prize-winning products. See www.rogersfoods.com.

40. Best homemade cookies, squares or bars.

Eligibility to enter the Rogers Foods Ltd. Best Homemade Baking, entrant must be a member of the Peachland Folk School of Arts

41. Best Family Favourite Recipe

Best homemade cake, muffin, or cake loaf, using Rogers Flour

Preserves

All jars will be opened and evaluated. Judging includes appearance, colour, texture, flavour, and bouquet. Entry tags must be attached to the bottom of the jars. All jars MUST BE SEALED using new lids; exception is Freezer Jam. No metal containers please.

- | | |
|----------------------------------------------------------------------|-------------------------------------------------------------------------------------------------|
| 42. Antipasto | 55. Pickles – Dill |
| 43. Apricots – Canned | 56. Pickles – Sweet |
| 44. Cherries – Canned | 57. Pickles – Beet |
| 45. Chutney – Any variety | 58. Pickles – Other |
| 46. Fruit Juices – Any variety | 59. Relish – Cucumber |
| 47. Jam – Berry (Strawberry, Raspberry, Blackberry, Blueberry, etc.) | 60. Relish – Other |
| 48. Jam – Freezer – Any variety | 61. Salsa |
| 49. Jam – Soft Fruit (Peach, Pear, Apricot, Plum, Nectarine, etc.) | 62. Tomatoes – Canned or sauce |
| 50. Jelly – Any variety | 63. Herbed Oil or Herbed Vinegar |
| 51. Marmalade | 64. Gourmet Canning (Preserves, jams, jellies or pickles, recipe attached; themed presentation) |
| 52. Mincemeat | 65. BBQ Sauce – must be made with molasses and brown sugar |
| 53. Peaches – Canned | 66. Pancake Syrup – any variety |
| 54. Pears – Canned | |

Reminder:

The Peachland Fall Fair cannot accept any entries requiring refrigeration or a heat source.

A separate exhibit is required for Baking and Preserves contest categories.

Each entry will be judged in one (1) category only.

Each category requires a separate entry.



Section B Flowers

Section Head:

Mila Nova

250.201.1039

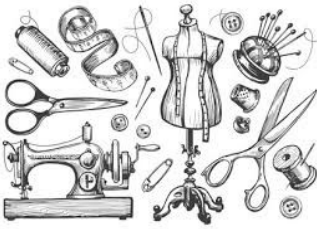
All entries must be submitted in a single vase or container. No potted flowers, unless specified. Flowers should be fresh and uniform. Try to use appropriate greenery where possible.

1. Asters, any type, 3 stems of flowers
 2. Bouquet of a minimum of 5 heirloom flowers * (see description below)
 3. Calendula, any colour, 5 stems of flowers
 4. Chrysanthemums, any small variety, 5 or more blooms
 5. Collection of annuals, 3 or more varieties
 6. Collection of perennials/biennials, 5 or more varieties (Trophy awarded)
 7. Cosmos, 12 blooms
 8. Dahlias, decorative, large, over 8", one bloom
 9. Dahlias, decorative, medium, 6" to 8", one bloom
 10. Dahlias, decorative, small, 4" to 6", 5 blooms
 11. Dahlias, pom-pom up to 2" diameter, 5 blooms
 12. Dahlias, cactus type, large, over 8", one bloom
 13. Dahlias, cactus type, medium, 6" to 8", one bloom
 14. Dahlias, cactus type, small, 4" to 6", five blooms
 15. Echinacea or Rudbeckia, any variety, any colour, 5 blooms
 16. Gladioli, large, over 4-1/2" diameter, 1 spike
 17. Gladioli, medium, 3-1/2" to 4-1/2" diameter, 1 spike
 18. Gladioli, small, 2-1/2" to 3-1/2" diameter, 1 spike
 19. Marigolds, over 3" diameter, 3 blooms
 20. Marigolds, 1-1/2" to 3" diameter, 3 blooms
 21. Marigolds, miniature, under 1-1/2" diameter, 3 blooms
 22. Petunias, double with own foliage, minimum of 5 blooms
 23. Petunias, single with own foliage, minimum of 5 blooms
 24. Rose, hybrid tea, one named stem, any colour
 25. Rose, any type, one perfect unnamed stem, any color
 26. Rose, Floribunda, one spray, any colour
 27. Bowl of roses, own foliage only, any variety
 28. Roses, 3 different varieties, any color
 29. Rose, miniature, one stem with a minimum of 3 blooms
 30. Rose, one perfect bud, any colour
 31. Snapdragons, 5 spikes
 32. Zinnias, over 3" diameter, 3 blooms
 33. Zinnias, under 3" diameter, 5 blooms
 34. African violet, one potted plant in bloom
 35. Geraniums, potted, in bloom
 36. Collection of cacti or succulents, potted
 37. Cactus/Succulent, 1 potted plant, specify name
 38. Collection of herbs in a vase or container
 39. Collection of ornamental grasses in a vase or container
 40. Nasturtiums or Datura, potted
 41. Floral hanging basket, potted, specify name
 42. Foliage only houseplant, potted, specify name
 43. Fuchsia, potted, in bloom
 44. Potted houseplant, in bloom, specify name
 45. Sunflowers, 3 blooms under 6" diameter
 46. Sunflowers, 3 blooms over 6" diameter
 47. Any other plants not listed, specify name
 48. A Dish/Fairy Garden no larger than 12" wide, 6" deep, accessories allowed
- Juniors (ages 6 years to 11 years)**
49. Bouquet of a minimum of 5 heirloom flowers, grown by the Junior* (see description below)
- Juniors (ages 12 years to 17 years)**
50. Any potted plant, grown by the junior and showcased in an unusual container

*Heirloom Flowers can include poppies, roses, snapdragons foxgloves, cosmos, holly hocks, dahlias, lavender

Suggestion

Soak garden ground well the day before cutting. Cut flowers after sunset or before sunrise. Cut on a long angle with a razor blade or a very sharp knife. Submit entries in a single creative container, as required. Remove any ragged or bug-nibbled petals. Pay attention to the underside of flowers and foliage. De-bud, if only one blossom is the requirement for a category.



Section C Needlework

Section Head:
Sigrid Orford
250.767.1815

All entries must be **new, neat, and clean**. Entries will be judged on the basis of design, degree of difficulty, skill, neatness, and general appearance.

Quilting

1. Christmas themed work
2. Hand Quilted Wall Hanging
3. Hand Quilted Full-Size Quilt
4. Hand Quilted Article, Other
5. Machine Quilted Wall Hanging
6. Machine Quilted Full Size Quilt
7. Machine Quilted Article, Other
8. Machine Stitched Fibre Art Wall Hanging
9. Hand Stitched Fibre Art Wall Hanging

Knitting

10. Socks
11. Garment
12. Accessory
13. Other

Crochet

14. Accessory
15. Garment
16. Home Décor
17. Other

Embroidery

18. Cross Stitch
19. Needlepoint
20. Petit Point
21. Smocking
22. Other

Sewing

23. Garment
24. Accessory
25. Home Decor

Tatting / Lace Making

26. Border
27. Other

Felting

28. Animal
29. Other

Other

30. Heirloom Originals*
31. **Theme**-based Needlework "Roots & Shoots"
32. Rug Hooking

*Heirloom Originals – this category is not judged but rather is an opportunity to showcase the beautiful old works that you treasure from Canada's past ... a quilt made by your aunt, a layette, your ancestor's christening gown.

An entry tag is not required; however, please attach your name, phone number and a brief description of the provenance of the piece.



Section D Fruit and Nuts

Section Head:
Jenny Cooper
705.728.1867

Name the variety of fruit or nuts on the tag. Fruit should show uniformity in colour and size. Be careful to keep the "bloom" on plums. No Polishing! Please note number required for a category. Display entries on a white paper or styrofoam plate.

Apples – Five (5)

1. Delicious, Golden
2. Gala
3. McIntosh
4. Spartan
5. Any other named variety
6. Apples: New or experimental variety
7. Three or more varieties, on a plate and named (5)
21. Grapes – wine (fermentable), named variety, 2 bunches
22. Plums – prune, with stems, with bloom (12)
23. Plums – any other named variety (12)
24. Melons – any named variety, 1 large
25. Melons – any named variety, 3 small
26. Bowl of mixed Okanagan fruit – **Theme**-based; not over 12" width
27. Dried Fruit – assorted, named (min. 2 varieties)
28. Fruit Leather – assorted, named (min. 3 varieties)

Peaches – Five (5)

8. Any of the Haven varieties
9. Any other named variety
10. Nectarines (5)

Pears – Five (5)

11. Bartlett
12. D'Anjou
13. Flemish Beauty
14. Any other named variety
15. Three or more varieties, on a plate and named (5)

Other Fruit

16. Blackberries, no hull (20)
17. Cantaloupes (2)
18. Raspberries, no hull (20)
19. Other berries (20)
20. Grapes – table (edible), named variety, 2 bunches

Sunflowers

29. Sunflower Head with seeds
30. Peachland Wellness Center (PWC)
Community Garden – Sunflower Head with seeds

Nuts

31. Filberts or Hazelnuts – in their shells (10)
32. Walnuts – in their shells (10)
33. Any other variety of nuts – in their shells (10)

**Reminder: Nuts must be from previous year's crop;
Categories 31, 32, and 33 may be cracked by Judges**

Beverages

34. Fruit Wines – any variety fruit other than grapes
35. Fruit Ciders – any variety fruit



Section E

Vegetables, Eggs and Honey

Section Head:
Evie Hoyer
250.258.7068

All vegetables must be grown by exhibitor with the exception of Comic figure. Name the variety of your vegetable on the entry tag. If your entry is unique or has an interesting aspect to it, tell us about it, and include it on the tag. Ensure that you exhibit the number specified. Specimens should be as uniform as possible in colour, maturity, shape and size. Tops should not exceed 1cm (1/2"). Root vegetables should be washed free of dirt, but **DO NOT** scrub or buff. Leaves/stalks should be clean, fresh and broad. Display on white paper or styrofoam plates.

Vegetables

1. Beans – Scarlet runner (12)
 2. Beans – wax (12)
 3. Beans – any other named variety (12)
 4. Beets – long (3)
 5. Beets – round (3)
 6. Broccoli – bunches
 7. Cabbages – red (2)
 8. Cabbages – white (2)
 9. Carrots – tops trimmed to ½ in (6)
 10. **Comic figure* – prize awarded (see note below)**
 11. Corn - table, remove husks and shanks (3)
 12. Cucumbers – English (2)
 13. Cucumbers – New Zealand Lemon (2)
 14. Cucumbers – any other variety (2)
 15. Eggplants – (2)
 16. Garlic – (4)
 17. Garlic – braided
 18. Gourds – display of ornamental varieties
 19. Gourmet vegetable – e.g., artichoke, ruby kale
 20. Herbs – named, 5 or more
 21. Leeks – green trimmed to 6" (3)
 22. Onions – heaviest, over 4", must show weight
 23. Onions – pickling (10)
 24. Onions – Spanish (5)
 25. Onions – yellow (5)
 26. Onions – any other variety (5)
 27. Parsnips – (3)
 28. Peppers – green (3)
 29. Peppers – sweet, any colour (3)
 30. Peppers – hot, stems on (3)
 31. Potatoes – red, named (5)
 32. Potatoes – white, named (5)
 33. Potatoes – heaviest, over 4", must show weight
 34. Potatoes – unusual variety, specify name (5)
 35. Pumpkins – (2)
 36. Pumpkin or squash – heaviest, must show weight
 37. Rhubarb – 8" to 20" long, 2" leaf, 5 stalks
 38. Squash – Acorn (2)
 39. Squash – Buttercup (2)
 40. Squash – Butternut (2)
 41. Squash – Hubbard (2)
 42. Squash – Spaghetti (2)
 43. Squash – Vegetable Marrow (2)
 44. Squash – Zucchini, longest
 45. Squash – Zucchini, under 8" (2)
 46. Squash – any other named variety (2)
 47. Swiss Chard – no roots, stalks up to 12", 5 leaves
 48. Tomatoes – cherry, stems removed (12)
 49. Tomatoes – green, stems removed (6)
 50. Tomato – heaviest, any type, must show weight
 51. Tomatoes – stems removed, any named variety (6)
 52. Turnips – (2)
 53. Vegetable collection – 6 varieties, 3 of each variety
 54. Vegetable oddity – natural, unusual
- * **Comic Figure** must be made entirely out of herbs and vegetables from your garden, your neighbour's garden or from your local farmers' garden, as long as the produce has been grown in our beautiful Okanagan.

Juniors

(combination of 5 different vegetables)

55. Ages 8 years and under
56. Ages 9 years to 11 years
57. Ages 12 years to 17 years

Eggs


58. Any natural colour – (6)
59. Bantam – (6)
60. Brown – (6)
61. White – (6)

Honey

62. Honeycomb
63. Honey extracted – approximately a one pound jar
64. Honey Mead

On a separate piece of paper, please include a brief description of each entry including the number of hours spent creating it, what it is made of and how it was done. Neatness, quality and care in finishing is important, so cut threads, sand glue, trim seams, trim wires-no rough edges. For Juniors, please check Junior Sections, M, N and P.

- | | |
|----------------------------------------------------------------|----------------------------------------------------------|
| 1. Eggery – beaded, decoupage, filigree, Pysanky, hinged, etc. | 23. Computer Art |
| 2. Animal – stuffed | 24. Penmanship/Calligraphy – limit 10 lines |
| 3. Bead work – purse, t-shirt, etc. | 25. Pottery – hand built, pinch, coil, slab, wheel, etc. |
| 4. Boxes – handmade by exhibitor | 26. Quilling |
| 5. Ceramics – stained, glazed, or painted | 27. Scrapbook |
| 6. Card – handmade | 28. Stained glass |
| 7. Christmas decoration | 29. Wind chimes |
| 8. Doll – made by exhibitor | 30. Garden ornament – any medium |
| 9. Macramé | 31. Tole Painting – free hand or stencil |
| 10. Fibre Arts – wall hanging | 32. Weaving – off loom |
| 11. Flower Pressing | 33. Whimsy/Novelty – fun project |
| 12. Jewellery | 34. Woodwork – functional item |
| 13. Leather work | 35. Woodwork – birdhouse |
| 14. Metal work | 36. Woodwork – carving |
| 15. Miniature – 24" x 36" maximum | 37. Woodwork – native |
| 16. New craft to you – first or second project | 38. Theme-based Handicraft |
| 17. Collage | 39. Adult Coloring |
| 18. Painting – acrylic, up to 18" x 24" | 40. Multimedia – up to 24"x 30" |
| 19. Painting – oils, up to 18" x 24" | 41. Environmental Art – up to 36" |
| 20. Painting – pastels, up to 18" x 24" | 42. Journaling |
| 21. Painting – pen/pencils, up to 18" x 24" | 43. Paverpol |
| 22. Painting – watercolour, up to 18" x 24" | 44. Heirloom Handicrafts |
| | 45. Plastic or Model Kit |



Section G Flower Arranging

Section Head:
Arlene Simpson
778.685.2313

Floral arrangement should consist of fresh cut plant material in an appropriate container with a base, if necessary. Unless otherwise specified, FRESH materials must be used. Use appropriate greenery where possible. Dried refers to natural materials. NOTE: attend to the category details closely.

1. A Tudor Touch – nosegay or posy of herbs and scented flowers with foliage
2. Our Heritage – an arrangement representing any nation with flag, fresh flowers and greenery
3. Tea Time – an arrangement in a tea cup and saucer
4. Lasting Friends – an arrangement using only dried flowers
5. Double Double – two identical miniature arrangements, each one no more than 3" x 3" x 3" (7.5 cm x 7.5 cm)
6. Autumn Bounty – a basket with fresh flowers, fruits and vegetables
7. Celebration – an arrangement of fresh flowers depicting a holiday theme, festivity or celebration
8. Dining in Style – an arrangement of fresh flowers and greenery suitable as a centerpiece not more than 10" (25 cm) high
9. Name That Song – an arrangement representing a song title, accessories may be used, and the song must be named
10. Reach for the Sky – a tall vertical arrangement of fresh flowers and greenery
11. Decorated Hat – using dried plant material, seeds, grasses or flowers, etc., accessories may be used
12. Burst of Sunshine – an arrangement of sunflowers with greenery, accessories may be used
13. Smell the Roses – an arrangement of roses with greenery
14. In the Kitchen – an arrangement in an everyday kitchen container (not a vase)
15. Fall Favourites – an arrangement of fresh flowers and herbs, with greenery
16. Tiny Delight – an arrangement of fresh flowers not more than 3" x 3" x 3" (7.5 cm x 7.5 cm)
17. Colour Expression – a monochromatic arrangement of fresh flowers in shades and tints of all one colour with greenery
18. Naturalistic – an arrangement using flowers and plant material found in the Okanagan
19. Little Gems – a round arrangement using fresh miniature roses and greenery
20. Shades of Green – an arrangement of foliage in shades of green
21. Simplicity – any three fresh flowers arranged with greenery
22. Desert Influence – five or more succulents in an appropriate container
23. Serenity – an exhibit in an oriental style featuring water
24. Wreath, Topiary or a Bonsai – using an Okanagan theme featuring materials of your choice in an appropriate container

Juniors (ages 12 years and under)

25. Toy Box – an arrangement in a toy
26. The Joy of Disney – an arrangement featuring a Disney character, accessories may be used
27. Frisbee Mud Garden – decorated with materials from nature such as flowers, seeds, leaves, twigs or stones



Section K / L Photography

Section Head:
Leanne Buzza-Garcia
250.300.7656

Guidelines for Prints, Mounting, and Entry Tags

Each print is to be unframed and mounted on 11" x 14" mat. An undersized mat is not acceptable. Display with single mat only in black or white; no coloured mats. Bristol board cut into 4 (four) squares or heavy construction paper works well. Recommended print size is 8" x 10", 8 ½" x 11", or 8" x 12". The minimum size is 5" x 7". Exceptions only in category #7, 8, 10 and 12 where print sizes may be modified to accommodate before and after prints, and/or where smaller photos are allowed and mounted on a single mat. All Photo entries can be either colour or black and white.

There is an entry limit of **4** entries per category to a maximum of **14** entries per exhibitor. Entry tags must show CATEGORIES ONLY on the outside. Titles and location of shots or special effects used may be written on the INSIDE of the entry tags. Please clearly print the category on the OUTSIDE of the entry tag and attach the entry tag to the bottom right-hand corner of the mat. Be sure to code your entry tag accurately: **C = Cell Phone; D = Digital Camera; S = Standard Film**. Examples on entry tags, C5 = Pictorial by a Cell phone; D6 = Sports by a Digital Camera; S1 = Portrait by Standard Film.

Descriptions for Clarity

Portrait: One or more persons not necessarily in a studio setting. The subject should be posed and waiting for the photograph to be taken. **Photojournalism:** Three to six (3–6) photos that tell a story. The story should have a beginning, middle and end. All photos are to be mounted on a single 11" x 14" mat. **Experimental / Enhanced / Special Effects:** Two (2) photos mounted on a single mat. (1) mount the "original natural" shot and (2) mount the "enhanced/special effect" shot. The original may be modified by shooting in an unusual way or by computer manipulations to get the enhanced shot.

K Photography (ages 18 and over)

- | | |
|--------------------------------------------|------------------------------------------------|
| 1. Portrait or People – 1 or more persons | 8. Photojournalism – open category, 3-6 photos |
| 2. Animal or Insect | 9. Amusing Subject Matter |
| 3. Botanical, Flowers, Plants | 10. Family – 1–6 photos |
| 4. Experimental, Enhanced, Special Effects | 11. Panorama – 4" x 10" or 4" x 12" |
| 5. Pictorial Scene | 12. Theme "Roots & Shoots", 1–6 photos |
| 6. Sports or Action photos | 13. Architecture |
| 7. Okanagan Agriculture – 1-4 photos | 14. Babies |


Junior entries are to specify AGE classification:

Jr. 1 = Ages 8 years and under; Jr. 2 = Ages 9 years to 11 years; Jr. 3 = Ages 12 years to 17 years.

Prize awarded for First Place Overall & Best in Show to Adults and Juniors, provided by London Drugs

L Junior Photography (ages 17 and under)

- | | |
|-------------------------------|-----------------------------------------------|
| 1. People | 7. Okanagan Agriculture, 1-4 photos |
| 2. Animal or Insect | 8. Photojournalism – 3–6 photos |
| 3. Botanical, Flowers, Plants | 9. Amusing subject matter |
| 4. Funny Faces, 1–3 photos | 10. Family – 1–6 photo montage |
| 5. Pictorial | 11. Panorama – 4" x 10" or 4" x 12" |
| 6. Action shot | 12. Theme "Roots & Shoots", 1–6 photos |



Section M / N / P Juniors

Section Head:
Maureen Carey-Barkley
250.215.0259

Parents should refrain from the natural urge to help prepare exhibits. The judge can always tell and will mark accordingly. Where the age is requested, please use a “sticky note” that can easily be removed after judging. Please only write the child’s first and last name on the entry tag. Parents and Guardians are reminded to check the exhibit to ensure all personal information is removed or is properly covered during judging and displaying.

Be sure to code your entry tag accurately. **M = Ages 8 years and under; N = Ages 9 years to 11 years; P = Ages 12 years to 17 years.** Examples on entry tags, M7 = Drawing (Coloured), Age 7; N30 = Model from scratch, Age 10; P38 = Quilting, Age 15

As the display space is limited, please keep all entries to a reasonable size. Maximum size for all exhibits is 45 cm x 45 cm (18” x 18”) Entries from past years will NOT be allowed. All entries will be judged for creativity, originality, and skill regardless of the number of entries in each category. Age-appropriateness can be a significant factor in awarding of prizes!

Container Gardening (must be grown in container)

1. Any plant grown from seed (must be started this growing season and be at least 1 month old)
2. Any flower (or collection of flowers in pot)
3. Any vegetable or collection of vegetables
4. Any herb or herb garden

Creative Writing

5. Penmanship – Print or write **Theme:** “Roots & Shoots”

Art/Drawings

6. Drawing (Black and White)
7. Drawing (Coloured)
8. Painting (any medium)
9. Computer art (original)
10. **Theme**-based art/drawings

Creative Writing

(hand-printed/written, must be original, may be illustrated with drawings)

11. Poem (up to 12 lines)
12. Short story – up to 1 page (about 100 words)
13. A real-life experience (something that happened to/or around you, place you visited) or your favourite (bear/pet/food/hobby, etc.)
14. A card (Mother’s Day, Valentine, Christmas, Easter, etc.).

Desktop Publishing (Computer-Aided)

15. Poem / saying / slogan – illustrated
16. Short story (original / fiction) – illustrated
17. Story (real-life – something that happened to/or around you – place you visited), your favourite (bear / pet / food / hobby, etc.) – must be illustrated
18. A card (Mother’s Day, Valentine, Christmas, etc.)
19. **Theme**-based desktop publishing “ Roots & Shoots”

Reminder for all categories: Each entry must be distinctly different.

Junior Categories Continued on Page 16



Section M / N / P

Juniors

(continued)

Section Head:
Maureen Carey-Barkley
250.215.0259

Handicrafts

- 20. Pressed flower arrangement
- 21. Handicraft (woodwork, pottery, soap carving, paper-mâché, etc.)
- 22. Jewellery
- 23. Recycled creations
- 24. Scrapbooking (1 page)
- 25. Hanging mobile
- 26. **Theme**-based handicraft
- 26. **Theme**-based handicraft

Hobbies

- 27. Collection: Stamps, post-cards, sport cards, etc.
- 28. Nature Collection: leaves, shells, flowers, insects etc.
- 29. **Theme**-based hobbies

Models

- 30. Model from scratch (no kit/Lego)
- 31. Model from scratch (unconventional material, e.g. pasta, popsicle sticks, pipe cleaners, etc.)
- 32. Model from kit (no Lego)
- 33. Model from kit (under 6 years – Lego permitted)
M – only
- 34. Lego design, Original (over 6 years old)

Needle Crafts

- 35. Crocheting
- 36. Embroidery, Needlepoint, Plastic Canvas
- 37. Knitting (any kind, e.g., spool, on needles)
- 38. Quilting (Hand or Machine), Textile, Appliqué
- 39. Sewing (Hand or Machine)
- 40. **Theme**-based needle craft

Reminder

Check all other Sections for Junior Categories

Section A: Baking and Preserves

Section B: Flowers

Section E: Vegetables, Eggs and Honey

Section G: Flower Arranging

Section L: Junior Photography

Do you create a handicraft not listed?

**Suggestions for new categories in all sections
are welcome for the 2025 Fall Fair.**

General Rules and Regulations

1. No article may be entered that has previously been exhibited at the Peachland Fall Fair.
2. All exhibits shall be made or grown by the exhibitor personally (unless otherwise specified).
3. One entry only per exhibitor in any category (except photography). Each entry will be judged in a single section/category only. **Note: Only one exhibitor's name per exhibitor tag.**
4. **Entry Fee: Adult Sections - \$0.50; Junior Sections - \$0.25.** Exhibitor Tags for the exhibits may be purchased in advance at the Peachland Community Centre on Tuesday, Sept. 3rd 10am – 3:30pm; Friday, Sept. 6th between 10am – 1pm and 5:30pm – 8pm. In addition to these hours, exhibitor tags for **FLOWERS AND FRESH FLOWER ARRANGING ONLY** may be obtained on the Saturday of the Fall Fair (Sept. 7th) between 7:30am – 8:30 am. **Note: To qualify for judging, Exhibitor Tags must be labelled with the correct category and filled out completely.**
5. All exhibits must be brought to the Peachland Community Centre between 5:30pm - 8pm on Friday, Sept. 6th. **FLOWERS AND FRESH FLOWER ARRANGING ONLY** may be entered on Saturday, Sept. 7th between 7:30am – 8:30am. Please fill out your tags before arriving at the centre to present your entries. As the exhibits are an essential part of the Fall Fair, they may not be removed until after the close of the Awards Ceremony on Sunday, Sept. 8th. **NO EXCEPTIONS!**
6. Exhibitors are responsible for filling out their own Exhibitor Tag and attaching it to their exhibit. Exhibits will be placed in the Main Hall by the Section Heads only. No admittance to the Main Hall by anyone other than the Fall Fair Committee Members. The general public is not allowed in the Main Hall during judging. Exhibitors must bring their items or convey them via a responsible representative and pick up their awards in a similar manner.
7. Exhibitors will provide their own containers, plates, vases, etc. although there will be a supply of paper or styrofoam plates available for fruits and vegetables.
8. The Fall Fair Committee will safeguard exhibits as much as possible but will not accept responsibility for any loss or damage.
9. Entries will be accepted only from residents of the Province of British Columbia.
10. Prizes will be awarded on the basis of merit and must meet Fair standards. The judge's decision will be final in all cases.
11. Cash Prizes (unless otherwise stated) are listed below and can be claimed during the Fair.

FIRST	\$3	(5 points)
SECOND	\$2	(3 points)
THIRD	\$1	(1 point)
12. The Grand Aggregate Trophy is awarded to the individual who symbolizes a well-rounded, high achiever, having earned the highest total points with points in at least three sections.
13. Awards and trophies will be presented on Sunday Sept. 8th at 4:00pm.
14. Winners will be required to sign a release form allowing the Peachland Fall Fair to use their names for media promotion of the Fair. Junior exhibitors require a parent or guardian to sign the release form.
15. We do not accept vendors at the Peachland Fair.
16. For Fall Fair theme-based entries, we are encouraging exhibitors to showcase beautiful works of art that reflect "Roots & Shoots". This could be a new variation of an old craft or recipe or could be a newly developed crafting method. Use your imagination and enter your "Roots & Shoots" themed entry into our 105th annual Fair.



Trophies and Awards

Trophy Master:
Eldon Kerbes
250.707.4575

Section A – Baking and Preserves

Lillian Mae Gerrie Memorial Award
Georgie Boyle Memorial Trophy
Sybil Witt Memorial Trophy
Gorman Brothers Lumber
Lorraine MacTavish Award

Highest Aggregate Points
Most Points in Bread making
Highest Points in Preserves
Best Peach Pie
Highest Points in Baking

Section B – Flowers

Wayne Power Family Trophy
Buckerfields Trophy
Ruby Denis Oltmanns Award
Jenkins Family Trophy
Bertha Neil Memorial Cup

Highest Aggregate Points in Flowers
Most Points in Gladioli and Asters
Most Points in Roses
Most Points in Dahlias
Collection of Perennials or Biennials

Section C – Needlework

Todd Trophy
Mrs. W.D. Miller Memorial Bronze Cup

Highest Aggregate Points
Highest Aggregate Points in Hooked Rugs

Section D – Fruit and Nuts

Davies Bronze Cup
B.C.F.G.A. Trophy
Sutherland Trophy

Highest Aggregate Points in Apples
Highest Aggregate Points in Fruit
Highest Aggregate Points in Fruit – Peachland Resident

Section E – Vegetables, Eggs and Honey

Branch 69 Royal Canadian Legion
Peachland Pizza Trophy
Dogwood Nursery Award

Grand Aggregate Points
Highest Total Points – Peachland Resident
Junior Vegetable

Section F – Handicrafts

Westbank Home Hardware
The Okanagan Folk School

Highest Aggregate Points
Most Unique Handicraft

Section G – Flower Arranging

Dogwood Nursery

Highest Total Points



Trophies and Awards

Trophy Master:
Eldon Kerbes
250.707.4575

Section K – Photography

J.K. Schmidt Jewelers

Highest Aggregate Points

Section L – Junior Photography

Warren Trophy

Highest Aggregate Points

Section M – Junior – Ages 8 Years & Under

Peachland Fire Department

Highest Aggregate Points – Boys

Peachland Fire Department

Highest Aggregate Points – Girls

Margaret McNeil Rosette

Best Handicraft

Section N – Junior – Ages 9 to 11 Years

Peachland Lions Club

Highest Aggregate Points – Boys

Peachland Lions Club

Highest Aggregate Points – Girls

Margaret McNeil Rosette

Best Handicraft

Section P – Junior – Ages 12 to 17 Years

Peachland Rotary Club

Highest Aggregate Points – Boys and Girls

Margaret McNeil Rosette

Best Handicraft

Overall Awards

Peachland Ace Hardware

Highest Total Points in Flowers & Vegetables –
Peachland Resident

TNI The Network Inc. - Peachland Challenge Cup

Highest Aggregate Points – Peachland Resident

Peachland Business Association Trophy

Highest Total Points – Ages 17 and under

New Monaco Grand Aggregate Trophy

Highest Total Points in Fair

Okanagan Cup by The Greenery

Best Okanagan Themed Entry



Judges

On behalf of the Peachland Fall Fair, and the Peachland community at large, we would like to extend a warm thank you to the judges! Our Fair could not have happened without their expertise and generosity. A community like Peachland works best when its members take an active role in activities. Thank you for coming forward and donating your time to judge all the entries in the 2024 Peachland Fall Fair.

Sponsors



Support the Fall Fair

Now in existence for 105 years, the Peachland Fall Fair strives to expand its annual event in the community. It is our mission to encourage an awareness of agriculture as well as arts and crafts by holding an annual fair. In order to meet our mission and provide services in our community, we rely on the generosity of individuals and businesses for support. Without the assistance of community-minded individuals and businesses, we would not be able to serve those in our community each year. We acknowledge the financial support of the Province of British Columbia.

To learn how you can support
our event, please contact
info@peachlandfallfair.ca



www.peachlandfallfair.ca

—CENTRAL OKANAGAN—
FOUNDATION

empowering generations to give.

