

The 106th Annual



Peachland Fall Fair

Plant a Seed

**Peachland
Community Centre
4450 – 6th Street**

**September 6th, 2025 1 pm – 5 pm
September 7th, 2025 10 am – 4 pm
Awards Ceremony
September 7th, 2025 4 pm**

Admission
Adult \$5.00
Child FREE
(12 years and under)



Peachland Fall Fair

Celebrating 106 Years

Message from Mayor



As the golden hues of autumn settle over our beautiful town, I'm delighted to invite you to one of our most cherished community traditions: the Peachland Fall Fair. This annual event is a celebration of our vibrant local culture, the hard work of our residents, and the rich agricultural heritage of our region.

This year's fair promises something for everyone. Residents and out of town visitors can look forward to a lively day filled with activities, contests, and local crafts. Local residents will showcase everything from handmade goods to fresh produce, making it the perfect opportunity to support local talent and stock up on unique treasures.

No fall fair would be complete without delicious treats, and Peachland delivers! Be sure to indulge in the delightful assortment of fruit pies, baked fresh with local ingredients, paired with a hot cup of tea or coffee. Whether you're a fan of apple, cherry, or peach, there's a slice of happiness waiting for you.

The agricultural exhibits highlight the best of Peachland's gardens and orchards, while the baking and preserves competition showcases the culinary skills of our talented community.

The Peachland Fall Fair is more than just an event—it's a reflection of the spirit and heart of our community. It's a chance to reconnect with neighbors, share stories, and create lasting memories. Join us and let's make this year's Fall Fair the best one yet. I can't wait to see you there!

In Service,

Patrick Van Minsel
Mayor, District of Peachland



Message from President



As President of the Peachland Fall Fair, it is my honor to welcome you to our 106th annual celebration! This year's theme, "**Plant a Seed**", embodies the spirit of growth, community, and the nurturing of talents that our fair has championed for over a century.

Our fair for 2025 is a vibrant showcase of the diverse talents within our community, with numerous sections and categories for everyone to display their skills and creativity. From arts and crafts to baking and horticulture, there is something for everyone to enjoy.

This year, we are excited to introduce some new and fun activities, including the Zucchini 500 races, which promise to be a thrilling event for our young participants. Additionally, we have a fantastic lineup of local entertainment that will keep everyone entertained throughout the fair.

The Peachland Fall Fair is more than just an event; it is a cherished tradition that brings families together, fosters community spirit, and offers a delightful slice of our local culture – quite literally, with our delicious fruit pies!

I extend my heartfelt thanks to all our dedicated volunteers, community supporters, and generous sponsors. Your contributions make this fair possible and help us continue this beloved tradition. Come join us at the fair and plant a seed of joy and community spirit!

Warm regards,

Linda Schneider
President, Peachland Fall Fair Committee

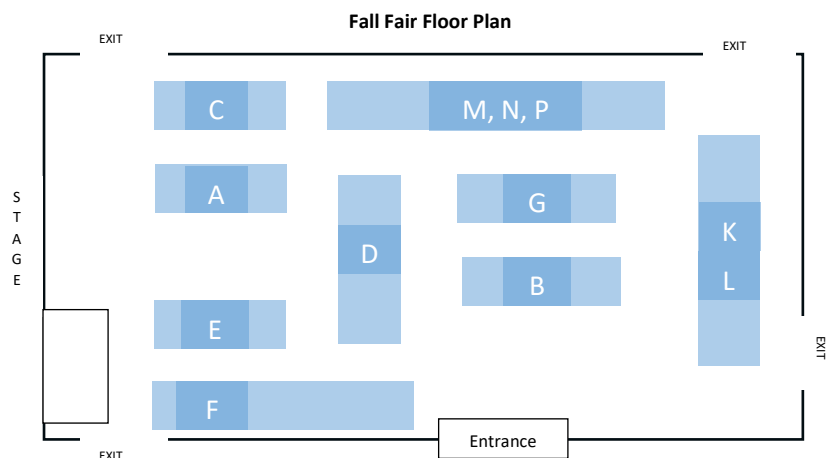
Welcome to the 106th Annual Peachland Fall Fair

The first Peachland Fall Fair was held in 1919 and, with thanks to the many dedicated community volunteers and sponsors, the event celebrated 100 years in 2019. For 2025, our theme is “**Plant a Seed**”. We encourage you to browse all the categories to get a better idea of the scope of the Annual Peachland Fall Fair.



Right in the heart of beautiful downtown Peachland, this is a September event not to be missed. Now is your opportunity to bake or preserve something, plant some seeds to nurture, crochet or knit something, quilt, carve or build, and take photographs. You might even win a prize!

Table of Contents	Schedule of Events
History of Peachland Fall Fair How to Enter - Rules and Regulations Categories Section A Baking and Preserves Section B Flowers Section C Needlework Section D Fruit and Nuts Section E Vegetables, Eggs and Honey Section F Handicrafts Section G Flower Arranging Section K Photography Section L Junior: Photography Section M Junior: 8 years and under Section N Junior: 9 years to 11 years Section P Junior: 12 years to 17 years Volunteers Trophies and Awards New for 2025! Zucchini 500 Races Partners & Sponsors	Friday, September 5th (Exhibitors & Volunteers Only) 1:30 pm – 8:00 pm Entry submission Saturday, September 6th 7:30 am – 8:30 am Fresh Flower Submissions 1:00 pm Doors Open 1:30 pm Official Opening 1:30 pm Pie & Tea 5:00 pm Closing Sunday, September 7th 10:00 am Doors Open 11:30 am Pie & Tea 2:00 pm Zucchini 500 Races 4:00 pm Awards Ceremony



Peachland Fall Fair

Discover Our Story

Since 1919, the Fall Fair has been a proud part of the Peachland community. Join us as we look back at 100 years of key moments that have made the Fall Fair what it is today.



After WWII, the Women's Institute continued as sponsors and local organizations took a more active role in the Fair. Trophies were donated and some of these trophies are still awarded today.



The Peachland Fall Fair is going strong after 100 years, inspiring the next generation of Blue Ribbon winners.

It's A New Beginning in 2022 with the Fall Fair back after a two-year absence.

Zucchini Races added to Fair!

1900

1910

1920

1930

1940

1950

1960

1970

1980

1990

2000

2010

2020

2022

2025



The First Peachland Fall Fair and Flower Show was held on October 9, 1919 at 'Orange Hall' on Second Street sponsored by the Peachland Women's Institute and the Farmer's Institute.

Packed fruit became a popular item of competition. Local packing houses and individual farmers competed very vigorously against each other for the top spot



Popularity of the event became such that the Women's Institute could no longer be solely responsible for the Fair, and thus, the Fall Fair Committee was formed.



HOW TO ENTER - RULES & REGULATIONS

Use your imagination and enter your "Plant a Seed" themed-based entry into our 106th annual Fall Fair. This could be a new variation of an old craft or recipe or could be a newly developed crafting method.

GET YOUR EXHIBITOR TAG

Exhibitor Tags for your exhibit may be purchased in advance at the Peachland Community Centre on Tuesday, Sept. 2nd 10:00am–3:30pm;
Friday, Sept. 5th between 10:00am–8:00pm.

Adult Sections - \$0.50 each

Junior Sections - \$0.25 each

In addition to these hours, Exhibitor tags for **FLOWERS AND FRESH FLOWER ARRANGING ONLY** may be obtained on Saturday Sept. 6th between 7:30am–8:30am.

NB: To qualify for judging, Exhibitor Tags must be labelled with the correct category with only ONE NAME per exhibitor tag.

Remember....

1. No article may be entered that has previously been exhibited at the Peachland Fall Fair.
2. All exhibits shall be made or grown by the Exhibitor personally (unless otherwise specified).
3. One entry only per Exhibitor in any category (except photography). Each entry will be judged in a single section/category only.
4. No admittance to Main Hall by Exhibitor or the general public from Friday, Sept. 5th at 1:30pm until Fair opening, Sept. 6th at 1:00pm.

OTHER

- Entries from BC residents only. Entry and pickup of item must be by entry Exhibitor or responsible representative.
- The Fall Fair Committee will safeguard exhibits as much as possible but will not accept responsibility for any loss or damage.
- We do not accept vendors.

SUBMIT YOUR ENTRY

Please fill out your tags before arriving at the centre to present your entries.

Bring your entries to Peachland Community Centre on Friday, Sept. 5th from 1:30pm to 8:00pm. Flowers and Flower arrangements will also be accepted between 7:30am–8:30am on Saturday, Sept. 6th.

Exhibits are an essential part of the Fall Fair, and cannot be removed until after the close of the Awards Ceremony on Sunday, Sept. 7th. **NO EXCEPTIONS!**

Exhibitors will provide their own containers, plates, vases, etc. although there will be a supply of paper or styrofoam plates available for fruits and vegetables.

WHAT YOU CAN WIN

Cash Prizes (unless otherwise stated) are listed below and can be claimed during the Fair.

FIRST	\$3	(5 points)
SECOND	\$2	(3 points)
THIRD	\$1	(1 point)

Prizes will be awarded on the basis of merit and must meet Fair standards. The judge's decision will be final in all cases.

The Grand Aggregate Trophy is awarded to the individual who symbolizes a well-rounded, high achiever, having earned the highest total points with points in at least three sections.

**Awards and trophies presented on
Sunday Sept. 7th at 4:00pm.**

Winners must sign a release form allowing the Peachland Fall Fair to use their names for media promotion of the Fair. Junior exhibitors require a parent or guardian to sign the release form.



Section A Baking and Preserves

Section Head:
Patti Morley
250.767.3473

Baking

All baking entries must be submitted in NEW, CLEAR plastic bags. The plate should not exceed one inch (1") in diameter more than the entry displayed. Each category requires a separate entry. Each entry will be judged in one (1) category only. **NOTE: A separate exhibit is required for Baking and Preserves contests.**

- | | |
|---|-------------------------------------|
| 1. Biscuits – Baking Powder, (3) | 20. Muffins — Bran, (3) |
| 2. Bread—Brown | 21. Muffins — Other, (4) |
| 3. Bread – Machine | 22. Pie—Apple, 2 crust |
| 4. Bread – Multi-grain | 23. Pie – Lemon Meringue |
| 5. Bread – White | 24. Pie—Peach (Trophy awarded) |
| 6. Buns – Brown, Yeast, (3) | 25. Pie—Pumpkin |
| 7. Buns – Cinnamon, (3) | 26. Square—Fancy, baked, 6 pieces |
| 8. Buns – White, Yeast, (3) | 27. Square—Fancy, unbaked, 6 pieces |
| 9. Bread or Buns – Other (i.e. Flatbread), Sweet, Savoury, Artisan | 28. Tarts—Butter, 3 pieces |
| 10. Soft Breads — Focaccia, Cornbread | |
| 11. Cake – Carrot | |
| 12. Cake – Single Layer, White (not iced) | |
| 13. Cake – Single Layer, Chocolate (not iced) | |
| 14. Cake or Cupcakes – Any number | |
| 15. Candy – Any variety, 5 pieces (i.e. fudge, peanut brittle, chocolate, etc.) | |
| 16. Cookies – 3 varieties, 4 each | |
| 17. Cookies – Peanut butter, (6) | |
| 18. Heritage Baking – 6 pieces of family favourite | |
| 19. Loaf – Any variety | |

Juniors (ages 11 years and under)

29. Cake or Cupcakes – Any number
30. Cookies – (5)
31. Muffins – (3)
32. Squares – (3)

Juniors (ages 12 years to 17 years)

33. Cake or Cupcakes – Any number
34. Cereal Snack – 6 pieces or a small bowl
35. Cookies – (6)
36. Muffins – (3)
37. Squares – (3)

Specialty Baking

- | | |
|--|--|
| 38. Gluten Free – Any bread, cake, muffin, or square
Can only use vegetable-based oils or shortening
i.e.: Crisco, Sunflower
No grain-based wheat flour;
Can use: rice flour, oat flour, tapioca flour, coconut flour, potato starch, amaranth, arrowroot flour, sorghum flour | 39. Diabetic – Any bread, cake, muffin or square
No white or brown sugars to be used or
anything with added processed sugars;
Can use natural sugars: i.e.: dates, apples
honey, etc.;
Can use Xylitol, Stevia, Cane, Splenda |
|--|--|



Section A

Baking and Preserves

(continued)

Section Head:
Patti Morley
250.767.3473

Rogers Foods Ltd.

All baking entries must be submitted in NEW, CLEAR, plastic bags. All entries for #40 and #41 must be made using the sponsor's product. All entries must show proof of purchase of Rogers Flour by receipt or label. Judging will be based upon appearance, taste, texture, and recipe creativity. Sponsor's website offers many helpful hints and plenty of recipe ideas that may assist new entrants in baking their prize-winning products. See www.rogersfoods.com.

- 40. **Best homemade cookies, squares or bars.**
- 41. **Best Family Favourite Recipe:** Best homemade cake, muffin, or loaf

Preserves

All jars will be opened and evaluated. Judging includes appearance, colour, texture, flavour, and bouquet. Entry tags must be attached to the bottom of the jars. All jars MUST BE SEALED using new lids; exception is Freezer Jam. No metal containers please.

- | | |
|--|--|
| 42. Antipasto | 54. Pears— Canned |
| 43. Apricots – Canned | 55. Pickles – Dill |
| 44. Cherries – Canned | 56. Pickles – Sweet |
| 45. Chutney – Any variety | 57. Pickles – Beet |
| 46. Fruit Juices – Any variety | 58. Pickles – Other |
| 47. Jam – Berry (Strawberry, Raspberry, Blackberry, Blueberry, etc.) | 59. Relish – Cucumber |
| 48. Jam – Freezer – Any variety | 60. Relish—Other |
| 49. Jam – Soft Fruit (Peach, Pear, Apricot, Plum, Nectarine, etc.) | 61. Salsa |
| 50. Jelly – Any variety | 62. Tomatoes – Canned or sauce |
| 51. Marmalade | 63. Tomatoes — Spaghetti Sauce (no meat) |
| 52. Mincemeat | 64. Herbed Oil or Herbed Vinegar |
| 53. Peaches – Canned | 65. Themed Gourmet Canning |
| | 66. BBQ Sauce |
| | 67. Pancake Syrup – any variety |

Reminder:

The Peachland Fall Fair cannot accept any entries requiring refrigeration or a heat source.
Each entry will be judged in one (1) category only.
Exhibitor cannot enter more than one item in a category.



Section B Flowers

Section Head:
Daniela Evans
778.875.3868

All entries must be submitted in a single vase or container. No potted flowers, unless specified. Flowers should be fresh and uniform. Try to use appropriate greenery where possible.

1. Asters, any type, 3 stems of flowers
2. Bouquet of a minimum of 5 heirloom flowers * (see description below)
3. Calendula, any colour, 5 stems of flowers
4. Chrysanthemums, any small variety, 5 or more blooms
5. Collection of annuals, 3 or more varieties
6. Collection of perennials/biennials, 5 or more varieties (Trophy awarded)
7. Cosmos, 12 blooms
8. Dahlias, decorative, large, over 8", one bloom
9. Dahlias, decorative, medium, 6" to 8", one bloom
10. Dahlias, decorative, small, 4" to 6", 5 blooms
11. Dahlias, pom-pom up to 2" diameter, 5 blooms
12. Dahlias, cactus type, large, over 8", one bloom
13. Dahlias, cactus type, medium, under 8", one bloom
14. Dahlias, one stem, any size, any color
15. Echinacea or Rudbeckia, any variety, any colour, 5 blooms
16. Gladioli, large, over 4-1/2" diameter, 1 spike
17. Gladioli, medium, 3-1/2" to 4-1/2" diameter, 1 spike
18. Gladioli, small, 2-1/2" to 3-1/2" diameter, 1 spike
19. Marigolds, over 3" diameter, 3 blooms
20. Marigolds, 1-1/2" to 3" diameter, 3 blooms
21. Marigolds, miniature, under 1-1/2" diameter, 3 blooms
22. Petunias, double with own foliage, minimum of 5 blooms
23. Petunias, single with own foliage, minimum of 5 blooms
24. Rose, hybrid tea, one named stem, any colour
25. Rose, any type, one perfect unnamed stem, any color
26. Rose, Floribunda, one spray, any colour
27. Bowl of roses, own foliage only, any variety
28. Roses, 3 different varieties, any color
29. Rose, miniature, one stem with a minimum of 3 blooms
30. Rose, one perfect bud, any colour
31. Snapdragons, 5 spikes
32. Zinnias, over 3" diameter, 3 blooms
33. Zinnias, under 3" diameter, 5 blooms
34. African violet, one potted plant in bloom
35. Geraniums, potted, in bloom
36. Collection of cacti or succulents, potted
37. Cactus/Succulent, 1 potted plant, specify name
38. Collection of herbs in a vase or container
39. Collection of ornamental grasses in a vase or container
40. Nasturtiums or Datura, potted
41. Floral hanging basket, potted, specify name
42. Foliage only houseplant, potted, specify name
43. Fuchsia, potted, in bloom
44. Potted houseplant, in bloom, specify name
45. Sunflowers, 3 blooms under 6" diameter
46. Sunflowers, 3 blooms over 6" diameter
47. Any other plants not listed, specify name
48. A Dish/Fairy Garden no larger than 12" wide, 6" deep, accessories allowed
49. Bouquet of a minimum of 5 heirloom flowers, grown by the Junior* (see description below)
50. Any potted plant, grown by the junior and showcased in an unusual container

Juniors (ages 6 years to 11 years)

Juniors (ages 12 years to 17 years)

*Heirloom Flowers can include poppies, roses, snapdragons foxgloves, cosmos, holly hocks, dahlias, lavender

Suggestion

Soak garden ground well the day before cutting. Cut flowers after sunset or before sunrise. Cut on a long angle with a razor blade or a very sharp knife. Submit entries in a single creative container, as required. Remove any ragged or bug-nibbled petals. Pay attention to the underside of flowers and foliage. De-bud, if only one blossom is the requirement for a category.



Section C Needlework

Section Head:
Carol Wardley
250.212.0367

All entries must be **new, neat, and clean**. Entries will be judged on the basis of design, degree of difficulty, skill, neatness, and general appearance.

Quilting

1. Christmas themed work
2. Hand Quilted Wall Hanging
3. Hand Quilted Full-Size Quilt
4. Hand Quilted Article, Other
5. Machine Quilted Wall Hanging
6. Machine Quilted Full Size Quilt
7. Machine Quilted Article, Other
8. Machine Stitched Fibre Art Wall Hanging
9. Hand Stitched Fibre Art Wall Hanging

Knitting

10. Socks
11. Garment
12. Accessory
13. Other

Crochet

14. Accessory
15. Garment
16. Home Décor
17. Other

Embroidery

18. Cross Stitch
19. Needlepoint
20. Petit Point
21. Smocking
22. Other

Sewing

23. Garment
24. Accessory
25. Home Decor

Tatting / Lace Making

26. Border
27. Other

Felting

28. Animal
29. Other

Other

30. Heirloom Originals*
31. **Theme**-based Needlework "Plant a Seed"
32. Rug Hooking

*Heirloom Originals – this category is not judged but rather is an opportunity to showcase the beautiful old works that you treasure from Canada's past ... a quilt made by your aunt, a layette, your ancestor's christening gown.

An entry tag is not required; however, please attach your name, phone number and a brief description of the provenance of the piece.



Section D Fruit and Nuts

Section Head:
Jenny Cooper
705.728.1867

Name the variety of fruit or nuts on the tag. Fruit should show uniformity in colour and size. Be careful to keep the "bloom" on plums. No Polishing! Please note number required for a category. Display entries on a white paper or styrofoam plate.

Apples – Five (5)

1. Delicious, Golden
2. Gala
3. McIntosh
4. Spartan
5. Any other named variety
6. Apples: New or experimental variety
7. Three or more varieties, on a plate and named (5)
21. Grapes – wine (fermentable), named variety, 2 bunches
22. Plums – prune, with stems, with bloom (12)
23. Plums – any other named variety (12)
24. Melons – any named variety, 1 large
25. Melons – any named variety, 3 small
26. Bowl of mixed Okanagan fruit – **Theme**-based; not over 12" width
27. Dried Fruit – assorted, named (min. 2 varieties)
28. Fruit Leather – assorted, named (min. 3 varieties)

Peaches – Five (5)

8. Any of the Haven varieties
9. Any other named variety
10. Nectarines (5)

Pears – Five (5)

11. Bartlett
12. D'Anjou
13. Flemish Beauty
14. Any other named variety
15. Three or more varieties, on a plate and named (5)

Other Fruit

16. Blackberries, no hull (20)
17. Cantaloupes (2)
18. Raspberries, no hull (20)
19. Other berries (20)
20. Grapes – table (edible), named variety, 2 bunches

Sunflowers

29. Sunflower Head with seeds
30. Peachland Wellness Center (PWC) Community Garden – Sunflower Head with seeds
31. PWC Community Garden — Sunflower head with seeds—Juniors only (17 years and under)

Nuts

32. Filberts or Hazelnuts – in their shells (10)
33. Walnuts – in their shells (10)
34. Any other variety of nuts – in their shells (10)

Reminder: Nuts must be from previous year's crop; Categories 32, 33, and 34 may be cracked by Judges



Section E

Vegetables, Eggs and Honey

Section Head:
Heather Clark
250.488.7256

All vegetables must be grown by exhibitor with the exception of Comic figure. Name the variety of your vegetable on the entry tag. If your entry is unique or has an interesting aspect to it, tell us about it, and include it on the tag. Ensure that you exhibit the number specified. Specimens should be as uniform as possible in colour, maturity, shape and size. Tops should not exceed 1cm (1/2"). Root vegetables should be washed free of dirt, but **DO NOT** scrub or buff. Leaves/stalks should be clean, fresh and broad. Display on white paper or styrofoam plates.

Vegetables

1. Beans – Scarlet runner (12)
2. Beans – wax (12)
3. Beans – any other named variety (12)
4. Beans – dried, any named variety (20)
5. Beets – long (3)
6. Beets – round (3)
7. Broccoli – bunches
8. Cabbages – red (2)
9. Cabbages – white (2)
10. Carrots – Nantes, tops trimmed to ½" (6)
11. Carrots – any other variety, tops trimmed to ½" (6)
12. **Comic figure* – prize awarded (see note below)**
13. Corn - table, remove husks and shanks (3)
14. Cucumbers – English (2)
15. Cucumbers – New Zealand Lemon (2)
16. Cucumbers – any other variety (2)
17. Eggplants – (2)
18. Garlic – (4)
19. Gourds – display of ornamental varieties
20. Gourmet vegetable – e.g., artichoke, ruby kale
21. Herbs—named, 5 or more
22. Leeks – green trimmed to 6" (3)
23. Onions - heaviest, over 4", must show weight
24. Onions – yellow (5)
25. Onions – any other variety (5)
26. Parsnips – (3)
27. Peppers – green (3)
28. Peppers – sweet, any colour (3)
29. Peppers – hot, stems on (3)
30. Potatoes – red, named (5)
31. Potatoes – white, named (5)
32. Potatoes – heaviest, over 4", must show weight
33. Potatoes – unusual variety, specify name (5)
34. Pumpkins – (2)
35. Pumpkin or squash – heaviest, must show weight
36. Rhubarb – 8" to 20" long, 2" leaf, 5 stalks
37. Squash – Acorn (2)
38. Squash – Buttercup (2)
39. Squash – Butternut (2)
40. Squash – Spaghetti (2)
41. Squash – Zucchini, longest
42. Squash – Zucchini, under 8" (2)
43. Squash – any other named variety (2)
44. Swiss Chard – no roots, stalks up to 12", 5 leaves
45. Tomatoes – cherry, stems removed (12)
46. Tomatoes – green, stems removed (6)
47. Tomato – heaviest, any type, must show weight
48. Tomatoes – stems removed, any named variety (6)
49. Tomatoes – Roma, stems removed (6)
50. Turnips – (2)
51. Vegetable collection – 6 varieties, 3 of each variety
52. Vegetable oddity – natural, unusual
53. PWC Community Garden – cherry tomatoes, any variety

Juniors (combination of 5 different vegetables)

54. Ages 8 years and under
55. Ages 9 years to 11 years
56. Ages 12 years to 17 years

Eggs

57. Any natural colour – (6)
58. Bantam – (6)
59. Brown – (6)

Honey


60. Honeycomb
61. Honey extracted – approximately a one pound jar

* **Comic Figure** must be made entirely out of herbs and vegetables from your garden, your neighbour's garden or from your local farmers' garden, as long as the produce has been grown in our beautiful Okanagan.

On a separate piece of paper, please include a brief description of each entry including the number of hours spent creating it, what it is made of and how it was done. Neatness, quality and care in finishing is important, so cut threads, sand glue, trim seams, trim wires—no rough edges. For Juniors, please check Junior Sections, M, N and P.

- | | |
|--|--|
| 1. Eggery – beaded, decoupage, filigree, Pysanky, hinged, etc. | 23. Computer Art |
| 2. Animal – stuffed | 24. Penmanship/Calligraphy – limit 10 lines |
| 3. Bead work – purse, t-shirt, etc. | 25. Pottery – hand built, pinch, coil, slab, wheel, etc. |
| 4. Boxes – handmade by exhibitor | 26. Quilling |
| 5. Ceramics – stained, glazed, or painted | 27. Scrapbook |
| 6. Card – handmade | 28. Stained glass |
| 7. Christmas decoration | 29. Wind chimes |
| 8. Doll – made by exhibitor | 30. Garden ornament – any medium |
| 9. Macramé | 31. Tole Painting – free hand or stencil |
| 10. Fibre Arts – wall hanging | 32. Weaving – on or off loom |
| 11. Flower Pressing | 33. Whimsy/Novelty – fun project |
| 12. Jewellery | 34. Woodwork – functional item |
| 13. Leather work | 35. Woodwork – birdhouse |
| 14. Metal work | 36. Woodwork – carving |
| 15. Miniature – 24" x 36" maximum | 37. Woodwork – native |
| 16. New craft to you – first or second project | 38. Theme-based Handicraft |
| 17. Collage | 39. Adult Coloring |
| 18. Painting – acrylic, up to 18" x 24" | 40. Multimedia – up to 24"x 30" |
| 19. Painting – oils, up to 18" x 24" | 41. Environmental Art – up to 36" |
| 20. Painting – pastels, up to 18" x 24" | 42. Journaling |
| 21. Painting – pen/pencils, up to 18" x 24" | 43. Paverpol |
| 22. Painting – watercolour, up to 18" x 24" | 44. *Heirloom Handicrafts |
| | 45. Plastic or Model Kit |

Note: *Heirloom Handicrafts—an heirloom is a special item that is passed down from one generation to another. It is usually something that has sentimental value and is considered a treasured possession.



Section G Flower Arranging

Section Head:
Arlene Simpson
778.685.2313

Floral arrangement should consist of fresh cut plant material in an appropriate container with a base, if necessary. Unless otherwise specified, FRESH materials must be used. Use appropriate greenery where possible. Dried refers to natural materials. NOTE: attend to the category details closely.

1. A Tudor Touch – nosegay or posy of herbs and scented flowers with foliage
2. Our Heritage – an arrangement representing any nation with flag, fresh flowers and greenery
3. Tea Time – an arrangement in a tea cup and saucer
4. Lasting Friends – an arrangement using only dried flowers
5. Double Double – two identical miniature arrangements, each one no more than 3" x 3" x 3" (7.5 cm x 7.5 cm)
6. Autumn Bounty – a basket with fresh flowers, fruits and vegetables
7. Celebration – an arrangement of fresh flowers depicting a holiday theme, festivity or celebration
8. Dining in Style – an arrangement of fresh flowers and greenery suitable as a centerpiece not more than 10" (25 cm) high
9. Name That Song – an arrangement representing a song title, accessories may be used, and the song must be named
10. Reach for the Sky – a tall vertical arrangement of fresh flowers and greenery
11. Decorated Hat – using dried plant material, seeds, grasses or flowers, etc., accessories may be used
12. Burst of Sunshine – an arrangement of sunflowers with greenery, accessories may be used
13. Smell the Roses – an arrangement of roses with greenery
14. In the Kitchen – an arrangement in an everyday kitchen container (not a vase)
15. Fall Favourites – an arrangement of fresh flowers and herbs, with greenery
16. Tiny Delight – an arrangement of fresh flowers not more than 3" x 3" x 3" (7.5 cm x 7.5 cm)
17. Colour Expression – a monochromatic arrangement of fresh flowers in shades and tints of all one colour with greenery
18. Naturalistic – an arrangement using flowers and plant material found in the Okanagan
19. Little Gems – a round arrangement using fresh miniature roses and greenery
20. Shades of Green – an arrangement of foliage in shades of green
21. Simplicity – any three fresh flowers arranged with greenery
22. Desert Influence – five or more succulents in an appropriate container
23. Serenity – an exhibit in an oriental style featuring water

Juniors (ages 12 years and under)

24. A wildflower arrangement in a container
25. Toy Box – an arrangement in a toy
26. The Joy of Disney – an arrangement featuring a Disney character, accessories may be used
27. Frisbee Mud Garden – decorated with materials from nature such as flowers, seeds, leaves, twigs or stones



Section K / L Photography

Section Head:
Leanne Buzza-Garcia
250.300.7656

Guidelines for Prints, Mounting, and Entry Tags

Each print is to be unframed and mounted on 11" x 14" mat. An undersized mat is not acceptable. Display with single mat only in black or white; no coloured mats. Bristol board cut into 4 (four) squares or heavy construction paper works well. Recommended print size is 8" x 10", 8 ½" x 11", or 8" x 12". The minimum size is 5" x 7". Exceptions only in category #7, 8, 10 and 12 where print sizes may be modified to accommodate before and after prints, and/or where smaller photos are allowed and mounted on a single mat. All Photo entries can be either colour or black and white.

There is an entry limit of **4** entries per category to a maximum of **14** entries per exhibitor. Entry tags must show CATEGORIES ONLY on the outside. Titles and location of shots or special effects used may be written on the INSIDE of the entry tags. Please clearly print the category on the OUTSIDE of the entry tag and attach the entry tag to the bottom right-hand corner of the mat. Be sure to code your entry tag accurately: **C = Cell Phone; D = Digital Camera; S = Standard Film**. Examples on entry tags, C5 = Pictorial by a Cell phone; D6 = Sports by a Digital Camera; S1 = Portrait by Standard Film.

Descriptions for Clarity

Portrait: One or more persons not necessarily in a studio setting. The subject should be posed and waiting for the photograph to be taken. **Photojournalism:** Three to six (3–6) photos that tell a story. The story should have a beginning, middle and end. All photos are to be mounted on a single 11" x 14" mat. **Experimental / Enhanced / Special Effects:** Two (2) photos mounted on a single mat. (1) mount the "original natural" shot and (2) mount the "enhanced/special effect" shot. The original may be modified by shooting in an unusual way or by computer manipulations to get the enhanced shot.

K Photography (ages 18 and over)

- | | |
|--|--|
| 1. Portrait or People – 1 or more persons | 8. Photojournalism – open category, 3-6 photos |
| 2. Animal or Insect | 9. Amusing Subject Matter |
| 3. Botanical, Flowers, Plants | 10. Family – 1-6 photos |
| 4. Experimental, Enhanced, Special Effects | 11. Panorama – 4" x 10" or 4" x 12" |
| 5. Pictorial Scene | 12. Theme "Plant a Seed", 1-6 photos |
| 6. Sports or Action photos | 13. Reflection—time/light/life |
| 7. Okanagan Agriculture – 1-4 photos | 14. Babies — human/animal |


Junior entries are to specify AGE classification:

Jr. 1 = Ages 8 years and under; Jr. 2 = Ages 9 years to 11 years; Jr. 3 = Ages 12 years to 17 years.

Prize awarded for First Place Overall & Best in Show to Adults and Juniors, provided by London Drugs

L Junior Photography (ages 17 and under)

- | | |
|-------------------------------|---|
| 1. People | 7. Okanagan Agriculture, 1-4 photos |
| 2. Animal or Insect | 8. Photojournalism – 3-6 photos |
| 3. Botanical, Flowers, Plants | 9. Amusing subject matter |
| 4. Funny Faces, 1-3 photos | 10. Family – 1-6 photos |
| 5. Pictorial | 11. Panorama – 4" x 10" or 4" x 12" |
| 6. Action shot | 12. Theme "Plant a Seed", 1-6 photos |



Section M / N / P Juniors

Section Head:
Maureen Carey-Barkley
250.215.0259

All entries will be judged for creativity, originality, and age-appropriate skill. Please only write the youth's first and last name on the entry tag. Do not add an address and phone number. A "sticky note" with the child's age, to be removed after judging, should be included with each entry tag.

Volunteers will ask for contact information and will keep it private from the public. Parents and Guardians are reminded to check the exhibit to ensure that all personal information is removed or is properly covered during judging and displaying.

Please try to limit the number of entries in a single category (i.e. one or two paintings, not five). As display space is limited, please keep all entries to a reasonable size.

Be sure to code your entry tag accurately. **M = Ages 8 years and under; N = Ages 9 years to 11 years; P = Ages 12 years to 17 years.** Examples on entry tags, M11 = Poem, age 7; N16 = Pottery, age 10; P27 = Kit, no Lego, age 16. We are looking forward to displaying your beautiful work!

Theme-Based Creations for 'Plant a Seed'

1. Art (drawing or painting)
2. Handicraft
3. Needlecraft
4. Creative Writing

Artwork

5. Drawing (Black and White)
6. Drawing (Coloured)
7. Painting (water colour)
8. Painting (acrylic)
9. Portrait Self or other
10. Collage

Creative Writing

(handwritten or typed, must be original, may be illustrated)

11. Poem
12. Short story— up to 1 page
13. Greeting card
14. Cartoon, up to one page

Handicrafts / Needlecrafts

15. Woodwork
16. Pottery
17. Jewellery
18. Hanging mobile
19. Crocheting
20. Knitting
21. Embroidery or needlepoint
22. Sewing, hand or machine
23. Any other handicraft

Collection

24. Stamps, postcards, collectibles
25. Nature: shells, rocks, leaves, etc.

Models

26. Original, made from various items (recycled materials, pasta, popsicle sticks, etc.)
27. Kit, no Lego
28. Kit, Lego permitted
29. Lego, original design



Trophies and Awards

Trophy Master:
Andrew Simpson
778.685.2313

Section A – Baking and Preserves

Lillian Mae Gerrie Memorial Award
Georgie Boyle Memorial Trophy
Sybil Witt Memorial Trophy
Gorman Brothers Lumber
Lorraine MacTavish Award

Highest Aggregate Points
Most Points in Bread making
Highest Points in Preserves
Best Peach Pie
Highest Points in Baking

Section B – Flowers

Wayne Power Family Trophy
Buckerfields Trophy
Ruby Denis Oltmanns Award
Jenkins Family Trophy
Bertha Neil Memorial Cup

Highest Aggregate Points in Flowers
Most Points in Gladioli and Asters
Most Points in Roses
Most Points in Dahlias
Collection of Perennials or Biennials

Section C – Needlework

Todd Trophy
Mrs. W.D. Miller Memorial Bronze Cup

Highest Aggregate Points
Highest Aggregate Points in Hooked Rugs

Section D – Fruit and Nuts

Davies Bronze Cup
B.C.F.G.A. Trophy
Sutherland Trophy

Highest Aggregate Points in Apples
Highest Aggregate Points in Fruit
Highest Aggregate Points in Fruit – Peachland Resident

Section E – Vegetables, Eggs and Honey

Branch 69 Royal Canadian Legion
Peachland Pizza Trophy
Dogwood Nursery Award

Grand Aggregate Points
Highest Total Points – Peachland Resident
Junior Vegetable

Section F – Handicrafts

Westbank Home Hardware
The Okanagan Folk School

Highest Aggregate Points
Most Unique Handicraft

Section G – Flower Arranging

Dogwood Nursery

Highest Total Points



Trophies and Awards

Trophy Master:
Andrew Simpson
778.685.2313

Section K – Photography

J.K. Schmidt Jewelers

Highest Aggregate Points

Section L – Junior Photography

Warren Trophy

Highest Aggregate Points

Section M – Junior – Ages 8 Years & Under

Peachland Fire Department

Highest Aggregate Points – Boys

Peachland Fire Department

Highest Aggregate Points – Girls

Margaret McNeil Rosette

Best Handicraft

Section N – Junior – Ages 9 to 11 Years

Peachland Lions Club

Highest Aggregate Points – Boys

Peachland Lions Club

Highest Aggregate Points – Girls

Margaret McNeil Rosette

Best Handicraft

Section P – Junior – Ages 12 to 17 Years

Peachland Rotary Club

Highest Aggregate Points – Boys and Girls

Margaret McNeil Rosette

Best Handicraft

Overall Awards

Peachland Ace Hardware

Highest Total Points in Flowers & Vegetables –
Peachland Resident

TNI The Network Inc. - Peachland Challenge Cup

Highest Aggregate Points – Peachland Resident

Peachland Business Association Trophy

Highest Total Points – Ages 17 and under

New Monaco Grand Aggregate Trophy

Highest Total Points in Fair

Okanagan Cup by The Greenery

Best Okanagan Themed Entry

Volunteers

The Peachland Fall Fair is always a big event that relies on the help of dedicated volunteers. A special thanks to all the volunteers for donating countless hours to ensure the success of the annual Peachland Fall Fair.

Board of Directors

President – Linda Schneider
Vice President – Daniela Evans
Treasurer – Gail Slemko
Secretary – Christine Graham
Director – Jenny Cooper
Director – Patti Morley
Director – Arlene Simpson
Director – Leanne Buzza-Garcia

Support Team

Trophy Master
Andrew Simpson
Publications
Linda Schneider, Daniela Evans
Marketing
Jenny Cooper, Barb Opinko, Sharon Jones
Decorations
Rebecca Weaver
Website
Amberlee Ficociello
Set-up
Vince Boyko
Photographer
Kristen Friesen, The Peachland Phoenix

Section Heads

Section A – Baking and Preserves
Patti Morley
Section B – Flowers
Daniela Evans
Section C – Needlework
Carol Wardley
Section D – Fruit and Nuts
Jenny Cooper
Section E – Vegetables, Eggs and Honey
Heather Clark
Section F – Handicrafts
Fran Moss
Section G – Flower Arranging
Arlene Simpson
Section K / L – Photography/Junior Photography
Leanne Buzza-Garcia
Section M / N / P – Juniors
Maureen Carey-Barkley

A Unique Leadership Opportunity Awaits You

Are you interested in sharing and expanding your knowledge, meeting new people, strengthening your leadership skills, and implementing new ideas within our community?

If so, the Peachland Fall Fair has incredible volunteer opportunities for you! Volunteers are the backbone of our organization and without their support and dedication this annual event would not be possible.

To learn more please contact: info@peachlandfallfair.ca

New for 2025!

Zucchini 500 Races



New to Peachland Fall Fair this year, create your ZUCCHINI CAR and race it at the Fair!

This is a family friendly event so use your imagination and creativity—
design, decorate and name your zucchini car.

How to Enter?

Look for our rules and regulations on the Fall Fair website or scan our QR code for more info.

Check out the categories and you may win a prize.
A wheel kit will be provided to all registered racers.

www.peachlandfallfair.ca



Support the Fall Fair

Now in existence for 106 years, the Peachland Fall Fair strives to expand its annual event in the community. It is our mission to encourage an awareness of agriculture as well as arts and crafts by holding an annual fair. In order to meet our mission and provide services in our community, we rely on the generosity of individuals and businesses for support. Without the assistance of community-minded individuals and businesses, we would not be able to serve those in our community each year. We are grateful for the financial support provided by the Province of British Columbia. Thank you to our generous individual donors for their contributions that help make this event possible.

To learn how you can support our event, please contact
info@peachlandfallfair.ca

Judges

On behalf of the Peachland Fall Fair, and the Peachland community at large, we would like to extend a warm thank you to the judges! Our Fair could not have happened without their expertise and generosity. A community like Peachland works best when its members take an active role in activities. Thank you for coming forward and donating your time to judge all the entries in the 2025 Peachland Fall Fair.

Thank you

Partners



Sponsors

